

GENERAL LEUCOS

CATALOG



LEUCOS

SIXTY YEARS OF LIGHTING HISTORY

^{EN} Born in 1962 in Venice, where craftsmanship is synonymous with art, Leucos has always created glass lamps. The hand-blown glass represents the local tradition, but behind our new project there has always been a global idea. An evolution that revolutionizes the core business to include research, experimentation and interpretation. Design, materials, manufacturing techniques, technologies and exceptional human resources will be the main factors contributing to Leucos' rebirth.

^{IT} Nata nel 1962 a Venezia, dove l'artigianato è sinonimo di arte, Leucos da sempre ha creato lampade in vetro. Il vetro soffiato a mano rappresenta la tradizione locale, ma dietro al nuovo progetto c'è una visione globale. Design, materiali, tecniche di fabbricazione, tecnologie e risorse umane eccezionali saranno i principali fattori che contribuiranno alla rinascita di Leucos.

AURELIA P 10
NEW

LIGHTBODY P 22
NEW

AELLA P 34
UPGRADED

STACKING P 50

KEYRA P 56
UPGRADED

VOLTA P 62

ALIAS P 68
UPGRADED

BETA P 74
UPGRADED

PLANET P 80

CELINE P 86
UPGRADED

VITTORIA P 90

CUBI P 94

PARALUME P 100

SPHERA P 106

GLÒ P 110

ETHER P 116

LILITH P 124

PASCALLE P 130

BOHEME P 136

RECESSED P 140

AURELIA

DESIGN BY PATRICK JOUIN, 2021

^{EN} Aurelia is an elegant object made of spun metal and hand-blown glass. Dual, user replaceable LED light sources (available in 2700K and 3000K) can be controlled independently, creating soft direct light and surprisingly unexpected reflections of indirect light.

^{IT} Aurelia è un prezioso oggetto di metallo tornito e vetro soffiato. Due, interamente sostituibili, fonti luminose LED (disponibili in 2700K e 3000K) possono essere controllate indipendentemente, dando la possibilità di creare sia mood di luce morbida diretta che riflessi indiretti sorprendenti e inattesi.



AURELIA S 45
(NEW)

USER REPLACEABLE LED

TYPE
Pendant/Sospensione

ENVIRONMENT
Indoor/Interno

LIGHT SOURCE
Single or double switch and dimming
Singola o doppia ccensione e dimmerazione
Direct: LED 1 x 11,6W 1531lm (nominal) 3000K CRI≥90
Indirect: LED 1 x 18W 1960lm (nominal) 3000K CRI≥90
or
Direct: LED 1 x 11,6W 1471lm (nominal) 2700K CRI≥90
Indirect: LED 1 x 18W 1700lm (nominal) 2700K CRI≥90

LIGHT SOURCE FOR USA AND CANADA
Single or double switch and dimming/
Singola o doppia ccensione e dimmerazione
Direct: LED 1 x 11,6W 1531lm (nominal) 3000K CRI≥90
Indirect: LED 1 x 12W 1330lm (nominal) 3000K CRI≥90
or
Direct: LED 1 x 11,6W 1471lm (nominal) 2700K CRI≥90
Indirect: LED 1 x 12W 1300lm (nominal) 2700K CRI≥90

MARKING
Dry Location

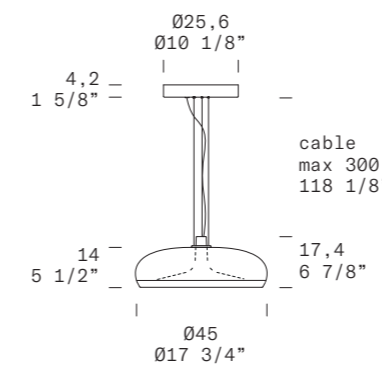
CONTROL
Push-dim; 0/1-10V
Phase cut/Taglio di fase
On request/Su richiesta: DALI (not for USA and Canada)

MATERIALS
Diffuser/Diffusore: Blown Glass/Vetro Soffiato
Structure/Struttura: Metal/Metallo

FINISHES (DIFFUSER + STRUCTURE)
Transparent + Matte Gunmetal
Transparent + Vintage Brass
Transparent + Glossy Warm White
Smoke Grey + Matte Gunmetal
Smoke Grey + Vintage Brass
Smoke Grey + Glossy Warm White

Trasparente + Canna di Fucile Opaco
Trasparente + Ottone Vintage
Trasparente + Bianco Caldo Lucido
Fumè + Canna di Fucile Opaco
Fumè + Ottone Vintage
Fumè + Bianco Caldo Lucido

AURELIA S 45



AURELIA BOLD S 22
(NEW)

USER REPLACEABLE LED

TYPE
Pendant/Sospensione

ENVIRONMENT
Indoor/Interno

LIGHT SOURCE
Single or double switch and dimming
Singola o doppia ccensione e dimmerazione
Direct: LED 1 x 11,6W 1531lm (nominal) 3000K CRI≥90
Indirect: LED 1 x 7,2W 784lm (nominal) 3000K CRI≥90
or
Direct: LED 1 x 11,6W 1471lm (nominal) 2700K CRI≥90
Indirect: LED 1 x 7,2W 798lm (nominal) 2700K CRI≥90

LIGHT SOURCE FOR USA AND CANADA
Single or double switch and dimming/
Singola o doppia ccensione e dimmerazione
Direct: LED 1 x 11,6W 1531lm (nominal) 3000K CRI≥90
Indirect: LED 1 x 7,2W 768lm (nominal) 3000K CRI≥90
or
Direct: LED 1 x 11,6W 1471lm (nominal) 2700K CRI≥90
Indirect: LED 1 x 7,2W 768lm (nominal) 2700K CRI≥90

MARKING
Dry Location

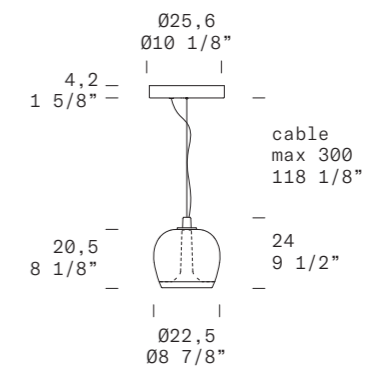
CONTROL
Push-dim; 0/1-10V
Phase cut/Taglio di fase
On request/Su richiesta: DALI (not for USA and Canada)

MATERIALS
Diffuser/Diffusore: Blown Glass/Vetro Soffiato
Structure/Struttura: Metal/Metallo

FINISHES (DIFFUSER + STRUCTURE)
Transparent + Matte Gunmetal
Transparent + Vintage Brass
Transparent + Glossy Warm White
Smoke Grey + Matte Gunmetal
Smoke Grey + Vintage Brass
Smoke Grey + Glossy Warm White

Trasparente + Canna di Fucile Opaco
Trasparente + Ottone Vintage
Trasparente + Bianco Caldo Lucido
Fumè + Canna di Fucile Opaco
Fumè + Ottone Vintage
Fumè + Bianco Caldo Lucido

AURELIA BOLD S 22





Aurelia S 45, Transparent Diffuser + Matte Gunmetal Structure (-) – Smoke Grey Diffuser + Vintage Brass Structure(-)

Aurelia S 45, Diffusore Trasparente + Struttura Canna di Fucile Opaco (-) – Diffusore Fumè + Struttura Ottone Vintage (-)

Aurelia Bold S 22, Transparent Diffuser+Matte Gunmetal Structure (-) – Smoke Grey Diffuser+Vintage Brass Structure (-)

Aurelia Bold S 22, Diffusore Trasparente+Struttura Canna di Fucile Opaco (-) – Diffusore Fumè+Struttura Ottone Vintage (-)



Aurelia S 45, Transparent Diffuser + Matte Gunmetal Structure

Aurelia S 45, Diffusore Trasparente + Struttura Canna di Fucile Opaco

Aurelia Bold S 22, Transparent Diffuser + Vintage Brass Structure

Aurelia Bold S 22, Diffusore Trasparente + Struttura Ottone Vintage



Aurelia S 45, Glossy Warm White Structure (canopy)
Aurelia S 45, Struttura Bianco Caldo lucido (rosone)



Aurelia S 45, Transparent Diffuser + Glossy Warm White Structure
Aurelia S 45, Diffusore Trasparente + Struttura Bianco Caldo lucido



Aurelia S 45, Smoke Grey Diffuser + Matte Gunmetal Structure

Aurelia S 45, Diffusore Fumè + Struttura Canna di Fucile Opaco



Aurelia Bold S, Transparent Diffuser + Glossy Warm White Structure

Aurelia Bold S, Diffusore Trasparente + Struttura Bianco Caldo Lucido

LIGHTBODY

DESIGN BY JÖRG HUGO, 2021

^{EN} Lightbody is an ethereal, free-floating glass sculpture. Its diffuser is hand blown using the “soffio libero” (free-blown) technique, creating a slightly different product each and every time a new lamp is produced. A serial number etched in the glass notes its uniqueness and authenticity.

^{IT} Lightbody è una scultura in vetro eterea e galleggiante. Il suo diffusore è ottenuto con la tecnica del “soffio libero”, dando la possibilità di creare ogni volta un prodotto leggermente diverso, unico ed irripetibile. Ogni pezzo ha inciso un numero di serie che ne dà prova di unicità e autenticità.



LIGHTBODY S + LIGHTBODY BOLD S
(NEW)

TYPE
Pendant/*Sospensione*

ENVIRONMENT
Indoor/*Interno*

LIGHT SOURCE
E27 1 x 10W Retrofit LED (max 1 X 43W Halogen Bulb)

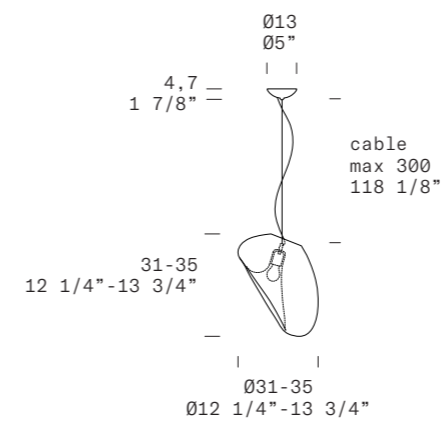
LIGHT SOURCE FOR USA AND CANADA
E26 1 x 10W Retrofit LED (max 1 X 43W Halogen Bulb)

MARKING
Dry Location 

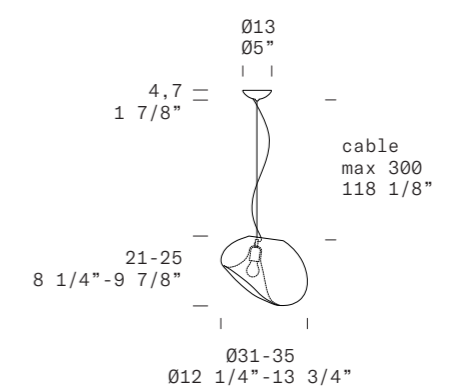
MATERIALS
Diffuser/*Diffusore*: Blown Glass/*Vetro Soffiato*
Structure/*Struttura*: Metal/*Metallo*

FINISHES (DIFFUSER + STRUCTURE)
Transparent + Matte Black/*Trasparente + Nero Opaco*

LIGHTBODY S



LIGHTBODY BOLD S





LIGHTBODY T + LIGHTBODY BOLD T
(NEW)

TYPE
Table/Tavolo

ENVIRONMENT
Indoor/Interno

LIGHT SOURCE
E27 1 x 10W Retrofit LED (max 1 X 43W Halogen Bulb)

LIGHT SOURCE FOR USA AND CANADA
E26 1 x 10W Retrofit LED (max 1 X 43W Halogen Bulb)

MARKING
Dry Location   

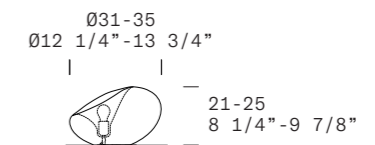
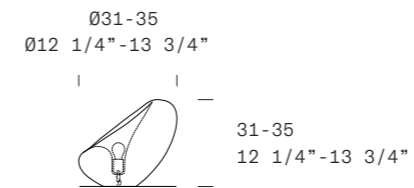
CONTROL
On-off or dimmer on cord/On-off o dimmer du cavo

MATERIALS
Diffuser/Diffusore: Blown Glass/Vetro Soffiato
Structure/Struttura: Metal/Metallo

FINISHES (DIFFUSER + STRUCTURE)
Transparent + Matte Black/Trasparente + Nero Opaco

LIGHTBODY T

LIGHTBODY BOLD T





Lightbody S + Lightbody Bold S + Lightbody Bold T, Transparent Diffuser + Matte Black Structure

Lightbody S + Lightbody Bold S + Lightbody Bold T, Diffusore Trasparente + Struttura Nero Opaco



Lightbody Bold S, Transparent Diffuser + Matte Black Structure (Detail)

Lightbody Bold S, Diffusore Trasparente + Struttura Nero Opaco (Dettaglio)



Lightbody S, Transparent Diffuser + Matte Black Structure (Detail)

Lightbody S, Diffusore Trasparente + Struttura Nero Opaco (Dettaglio)



Lightbody Bold T + Lightbody T, Transparent Diffuser + Matte Black Structure

Lightbody Bold T + Lightbody T, Diffusore Trasparente + Struttura Nero Opaco

AELLA

DESIGN BY TOSO & MASSARI, 1968

^{EN} Aella is the 'whirlwind', embodied by the dynamic movement captured in its handblown glass diffuser. Emanating from the single point, an ephemeral light cone grows to create sinuous patterns and harmonic reflections. Designed in 1968 by Toso and Massari, Aella embodies the principles of essence and timeless design, which are defining traits of Leucos products since its founding in 1962.

^{IT} Aella è il tornado, il movimento creato dal dinamico diffusore in vetro soffiato. Da un punto nello spazio prende forma un suggestivo ed evanescente cono di luce, fonte di morbide forme ed armonici riflessi. Progettata da Toso e Massari nel 1968, Aella racchiude i principi di design essenziale e senza tempo, dal 1962 caratteristici dei prodotti Leucos.



AELLA T 54
(UPGRADED)

USER REPLACEABLE LED

AELLA MINI T 30

TYPE
Table/Tavolo

TYPE
Table/Tavolo

ENVIRONMENT
Indoor/Interno

ENVIRONMENT
Indoor/Interno

LIGHT SOURCE
LED 1 x 26,5W LED 3800lm (nominal) 3000K CRI≥90
LED 1 x 26,5W LED 3660lm (nominal) 2700K CRI≥90
E27 1 x 10W Retrofit LED (max 1 X 100W Halogen Bulb)

LIGHT SOURCE
LED 1 x 6,1W 762lm (nominal) 2700K CRI≥90

LIGHT SOURCE FOR USA AND CANADA
LED 1 x 6,1W 762lm (nominal) 2700K CRI≥90

LIGHT SOURCE FOR USA AND CANADA
LED 1 x 26,5W LED 3800lm (nominal) 3000K CRI≥90
1 x 26,5W LED 3660lm (nominal) 2700K CRI≥90

MARKING
Dry Location   

MARKING
Dry Location   

CONTROL
Dimmer on cord/Dimmer su cavo

CONTROL
Dimmer on cord/Dimmer su cavo

MATERIALS
Diffuser/Diffusore: Glass/Vetro
Structure/Struttura: Metal/Metallo

MATERIALS
Diffuser/Diffusore: Blown Glass/Vetro Soffiato
Structure/Struttura: Brass/Ottone

FINISHES (DIFFUSER + STRUCTURE)
Transparent + Glossy Chrome
Transparent + Glossy Warm White
Smoke Grey + Glossy Gunmetal

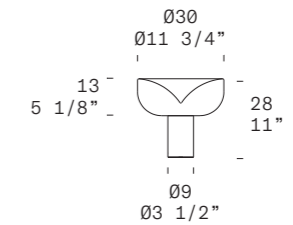
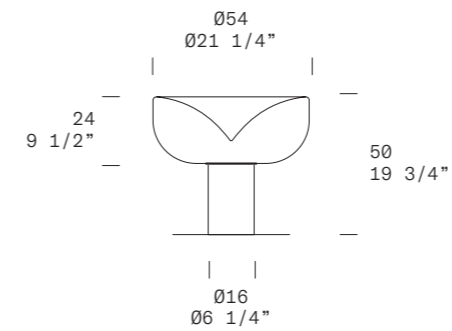
FINISHES (DIFFUSER + STRUCTURE)
Transparent + Glossy Chrome/
Transparent + Glossy Warm White
Transparent + Vintage Brass
Smoke Grey + Matte Gunmetal

Trasparente + Cromo Lucido
Trasparente + Bianco Clado Lucido
Fumè + Canna di Fucile Lucido

Trasparente + Cromo Lucido
Trasparente + Bianco Clado Lucido
Trasparente + Ottone Vintage
Fumè + Canna di Fucile Opaco

AELLA T 54

AELLA MINI T 30



Aella T 54, Transparent Diffuser + Glossy Warm White Structure

Aella T 54, Diffusore Trasparente + Struttura Bianco Caldo Lucido



AELLA S 54
(UPGRADED)


USER REPLACEABLE LED

TYPE
Pendant/*Sospensione*

ENVIRONMENT
Indoor/*interno*

LIGHT SOURCE
LED 1 x 26,5W LED 3800lm (nominal) 3000K CRI≥90
LED 1 x 26,5W LED 3660lm (nominal) 2700K CRI≥90

LIGHT SOURCE FOR USA AND CANADA
LED 1 x 26,5W 3800lm (nominal) 3000K CRI≥90
LED 1 x 26,5W 3660lm (nominal) 2700K CRI≥90

MARKING
Dry Location 

CONTROL
Push-dim; 0/1-10V; DALI (DALI not for US and CANADA)
Phase-cut/*Taglio di fase*

MATERIALS
Diffuser/*Diffusore*: Blown Glass/*Vetro Soffiato*
Structure/*Struttura*: Metal/*Metallo*

FINISHES (DIFFUSER + STRUCTURE)
Transparent + Glossy Chrome
Transparent + Glossy Warm White
Transparent + Vintage Brass
Smoke Grey + Matte Gunmetal

Trasparente + Cromo Lucido
Trasparente + Bianco Clado Lucido
Trasparente + Ottone Vintage
Fumè + Canna di Fucile Opaco

AELLA MINI S 30

TYPE
Pendant/*Tavolo*

ENVIRONMENT
Indoor/*interno*

LIGHT SOURCE
LED 1 x 4,2W 564lm (nominal) 2700K CRI≥90

LIGHT SOURCE FOR USA AND CANADA
LED 1 x 4,2W 564lm (nominal) 2700K CRI≥90

MARKING
Dry Location 

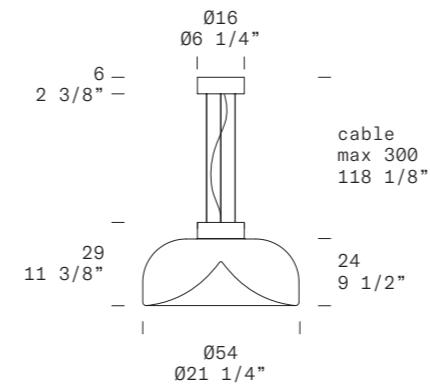
CONTROL
Phase-cut/*Taglio di fase*

MATERIALS
Diffuser/*Diffusore*: Glass/*Vetro*
Structure/*Struttura*: Metal/*Metallo*

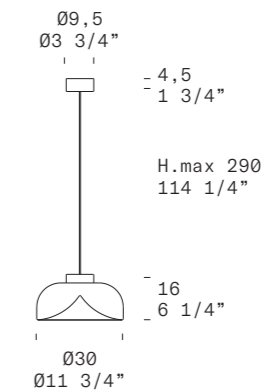
FINISHES (DIFFUSER + STRUCTURE)
Transparent + Glossy Chrome
Transparent + Glossy Warm White
Smoke Grey + Glossy Gunmetal

Trasparente + Cromo Lucido
Trasparente + Bianco Clado Lucido
Fumè + Canna di Fucile Lucido

AELLA S 54



AELLA MINI S 30





Aella T 54, Transparent Diffuser + Vintage Brass Structure (-) - Smoke Grey Diffuser + Matte Gunmetal Structure (-)

Aella T 54, Diffusore Trasparente + Struttura Ottone Vintage (-) - Diffusore Fumè + Struttura Canna di Fucile Opaco (-)


Aella S 54, Transparent Diffuser + Vintage Brass Structure (-) - Smoke Grey Diffuser + Matte Gunmetal Structure (-)

Aella S 54, Diffusore Trasparente + Struttura Ottone Vintage (-) - Diffusore Fumè + Struttura Canna di Fucile Opaco (-)



Aella S 54, Transparent Diffuser + Matte Gunmetal Structure

Aella S 54, Diffusore Trasparente + Struttura Canna di Fucile Opaco



Aella T 54, Transparent Diffuser + Vintage Brass Structure

Aella T 54, Diffusore Trasparente + Struttura Ottone Vintage




Aella S 54, Matte Gunmetal Structure (canopy)
Aella S 54, Struttura Canna di Fucile Opaco (rosone)



Aella S 54, Smoke Grey Diffuser + Matte Gunmetal Structure
Aella S 54, Diffusore Fumè + Struttura Canna di Fucile Opaco

Equipée d'ampoule 1x150 W - 220 V Philips argente superlux.
Dimensions: ø 54 cm, h 50 cm.

Versieht mit Glühbirne 1x150 W - 220 V Philips Argente 3
Masse: ø cm 54, h cm 50.



92

STACKING

DESIGN BY ROCKWELL GROUP, 2007

^{EN} Stacking was designed by Rockwell Group using the idea of modular, individually handblown glass cylinders in distinct combinations of colors and sizes. These glass modules are made with a traditional venetian handblown glass technique called *incamiciato* (Italian for “jacketed” or “layered”), which requires multiple layers of glass during the blowing process. This tedious handmade technique pays off brilliantly as it builds up different colors and opacities in each module. When combined (you can stack or restack the modules in any combination you desire), these modules build and overlap colors and opacities, creating sophisticated atmospheric lighting. The Stacking Collection is comprised of three sets of floor lamps (Stacking B, Stacking C and Stacking D) that each have their own distinct personality.

^{IT} Disegnata da Rockwell Group, Stacking è una lampada da terra creata utilizzando l'idea di cilindri modulari impilati l'uno nell'altro in distinte combinazioni di colori e dimensioni. Questi moduli in vetro soffiato a bocca sono realizzati con una tecnica tradizionale veneziana chiamata *incamiciato*, che richiede più strati di vetro durante il processo di soffiatura.

Assemblati l'uno nell'altro, questi cilindri di diverse altezze, sfumature e opacità di colore danno vita a inaspettate sinergie di luce.

Una base di metallo cromato o dorato lucido funge da fonte luminosa e dona equilibrio alla colonna decorativa.

Stacking è disponibile in tre modelli diversi (Stacking B, Stacking C and Stacking D) a seconda delle combinazioni di altezza e tonalità dei cilindri.



STACKING B TR + STACKING C TR + STACKING D TR

TYPE

Floor/Terra

ENVIRONMENT

Indoor/Interno

LIGHT SOURCE

GU10 4 x 7W Retrofit LED (max 4 x 50W Halogen Bulb)

LIGHT SOURCE FOR USA AND CANADA

GU10 4 x 7W Retrofit LED (max 4 x 35W Halogen Bulb)

MARKING

Dry location



CONTROL

Dimmer on cord/Dimmer su cavo

MATERIALS

Diffuser/Diffusore: Blown Glass/Vetro soffiato

Structure/Struttura: Metal/Metallo

FINISHES (DIFFUSER + STRUCTURE)

STACKING B:

Smoke Grey, White, Smoke Grey, White, Mirror + Chrome/
Fumè, Bianco, Fumè, Bianco, Specchio + Cromo

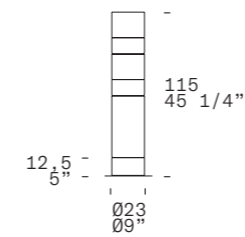
STACKING C:

Smoke Grey, White, Amber, Tobacco, White, Amber +
Gold/
Fumè, Bianco, Ambra, Tabacco, Bianco, Ambra + Oro

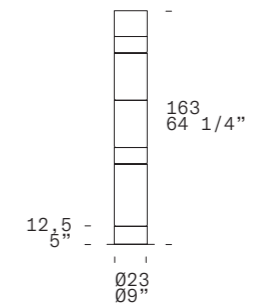
STACKING D:

White, Gold, Transparent Tobacco, White, Gold, Black +
Gold/
Bianco, Oro, Tabacco Trasparente, Bianco, Oro, Nero +
Oro

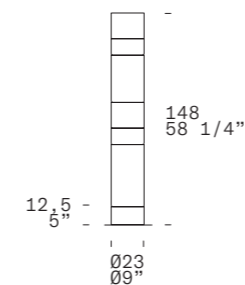
STACKING B TR



STACKING C TR



STACKING D TR



Stacking D TR, White, Gold, Transparent Tobacco, White, Gold, Black + Gold Structure

Stacking D TR, Bianco, Oro, Tabacco Trasparente, Bianco, Oro, Nero + Struttura Oro



Stacking C TR, Smoke Grey, White, Amber, Tobacco, White, Amber + Gold (-)
Stacking C TR, Fumè, Bianco, Ambra, Tabacco, Bianco, Ambra + Oro (-)

Stacking B TR, Smoke Grey, White, Smoke Grey, White, Mirror + Chrome Structure (-)
Stacking B TR, Fumè, Bianco, Fumè, Bianco, Specchio + Struttura Cromo (-)

Stacking C TR

KEYRA

DESIGN BY ROBERTO PAOLI, 2011

^{EN} Keyra is designed by Roberto Paoli. Its thick, mouth blown glass curves out from its structure and into a valley that is etched in satin white to diffuse direct angles light from the LED module without limiting lumen output. A careful study of form and transparency create an illuminated orb without glare and full of elegance. Available in 2 sizes (30 and 60 cm - 11 3/4" and 23 5/8") as well as in a pendant or a ceiling/wall flush mount, Keyra is a tour de force of light.

^{IT} Keyra è una lampada da parete, soffitto e sospensione con diffusore in vetro soffiato a bocca disegnata da Roberto Paoli.

Il vetro soffiato trasparente è lavorato a mano e parzialmente decorato da una macchia bianca che restituisce materialità all'oggetto e diffonde la luce verso il basso.

Un attento studio della forma e della trasparenza crea un cerchio illuminato e pieno di eleganza. Disponibile in 2 misure (30 e 60 cm - 11 3/4" e 23 5/8").



KEYRA S 30

TYPE
Pendant/Sospensione

ENVIRONMENT
Indoor/Interno

LIGHT SOURCE
LED 1 x 12W 900lm (nominal) 3000K

LIGHT SOURCE FOR USA AND CANADA
LED 1 x 12W 1000lm (nominal) 3000K

MARKING
Dry Location 

MATERIALS
Diffuser/Diffusore: Blown Glass/Vetro Soffiato
Structure/Struttura: Metal/Metallo

FINISHES (DIFFUSER + STRUCTURE)
Transparent/Satin White + Gloss White
Trasparente/Bianco Satinato + Bianco Lucido

KEYRA S 60

TYPE
Pendant/Sospensione

ENVIRONMENT
Indoor/Interno

LIGHT SOURCE
LED 2 x 13W 1800lm (nominal) 3000K

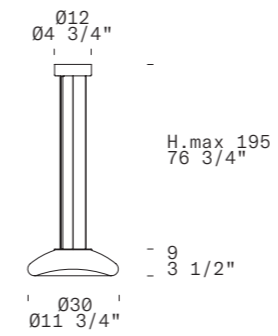
LIGHT SOURCE FOR USA AND CANADA
LED 2 x 12W 2000lm (nominal) 3000K

MARKING
Dry Location 

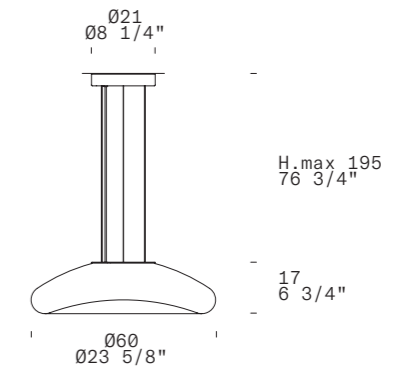
MATERIALS
Diffuser/Diffusore: Blown Glass/Vetro Soffiato
Structure/Struttura: Metal/Metallo

FINISHES (DIFFUSER + STRUCTURE)
Transparent/Satin White + Gloss White
Trasparente/Bianco Satinato + Bianco Lucido

KEYRA S 30



KEYRA S 60





KEYRA P-PL 30
(UPGRADED) USER REPLACEABLE LED

TYPE
Wall-Ceiling/*Parete-Soffitto*

ENVIRONMENT
Indoor/*Interno*

LIGHT SOURCE
LED 1 x 8,2W 1119lm (nominal) 3000K CRI \geq 90

LIGHT SOURCE FOR USA AND CANADA
LED 1 x 8,2W 1119lm (nominal) 3000K CRI \geq 90

MARKING
Dry Location 

CONTROL
Push-dim; 0/1-10V
Phase cut/*Taglio di fase*

MATERIALS
Diffuser/*Diffusore*: Blown Glass/*Vetro Soffiato*
Structure/*Struttura*: Metal/*Metallo*

FINISHES (DIFFUSER + STRUCTURE)
Transparent/Satin White + Gloss White
Trasparente/Bianco Satinato + Bianco Lucido

KEYRA P-PL 60

TYPE
Wall-Ceiling/*Parete-Soffitto*

ENVIRONMENT
Indoor/*Interno*

LIGHT SOURCE
LED 2 x 13W 1800lm (nominal) 3000K

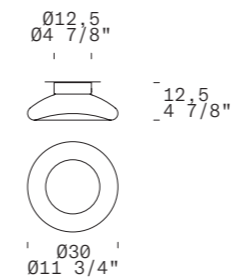
LIGHT SOURCE FOR USA AND CANADA
LED 2 x 12W 2000lm (nominal) 3000K

MARKING
Dry Location 

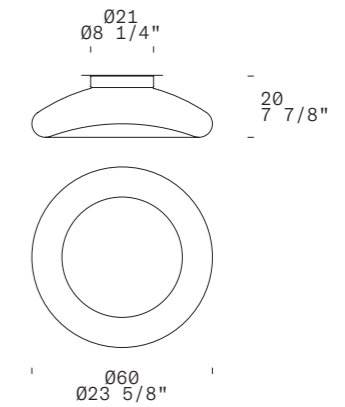
MATERIALS
Diffuser: Blown Glass
Structure: Metal

FINISHES (DIFFUSER + STRUCTURE)
Transparent/Satin White + Gloss White
Trasparente/Bianco Satinato + Bianco Lucido

KEYRA P-PL 30



KEYRA P-PL 60



VOLTA

DESIGN BY FROM INDUSTRIAL DESIGN, 2015

^{EN} Volta, by FROM Industrial Design, is an innovative linear suspension lamp that takes state of the art technology and compacts it into a simple form and user experience. The lamp floats on only two minimal aircraft cables that both power the light and suspend it. Volta can also rotate 360° around these cords to create up light, downlight, or any angle in between. The lamp also subtly houses the dimmer on the end of its body for easy access. It can be hung parallel to the floor, slightly tilted—or in groups to give it a completely different look, from professional to whimsical. Available in two sizes (120 e 160 cm - 47 1/4” and 62”) and two finishes: matte white and textured black.

^{IT} Tecnologia e design funzionale sono caratteristiche distintive di Volta, lampada a sospensione progettata da FROM Industrial Design che sembra fluttuare nello spazio in tutta la sua leggerezza.

Essenziale e rigorosa con la sua struttura tubolare in alluminio laccato, Volta è sospesa su due cavi d'acciaio sottili che alimentano la luce e la sospendono.

Un touch dimmer posto all'estremità della lampada permette di regolarne l'intensità luminosa, e uno speciale dispositivo di rotazione, brevettato da Leucos, di orientarne la diffusione a 360°.

Volta può assumere un aspetto rigoroso e professionale se installata in versione classica (parallela al pavimento) oppure un aspetto stravagante e artistico se installata inclinata e in composizioni multiple che danno forma a sculture luminose.

Disponibile in due dimensioni (120 e 160 cm - 47 1/4” and 62”) e due finiture: bianco opaco o nero raggrinzante opaco.




VOLTA S 120

TYPE
Pendant

ENVIRONMENT
Indoor

LIGHT SOURCE
LED 1 x 23W 1950lm (nominal) 2700K CRI≥90

LIGHT SOURCE FOR USA AND CANADA
LED 1 x 23W 1950lm (nominal) 2700K CRI≥90

MARKING
Dry location 

CONTROL
Push Dimmer

MATERIALS
Diffuser: Methacrylate (PMMA)
Structure: Aluminium

FINISHES (DIFFUSER + STRUCTURE)
Satin methacrylate + Matte White
Satin methacrylate + Textured black RAL 9004


VOLTA S 160

TYPE
Pendant

ENVIRONMENT
Indoor

LIGHT SOURCE
LED 1 x 30W 2560lm (nominal) 2700K CRI≥90

LIGHT SOURCE FOR USA AND CANADA
LED 1 x 30W 2560lm (nominal) 2700K CRI≥90

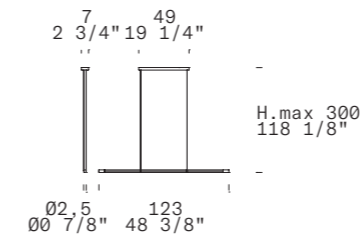
MARKING
Dry location 

CONTROL
Push Dimmer

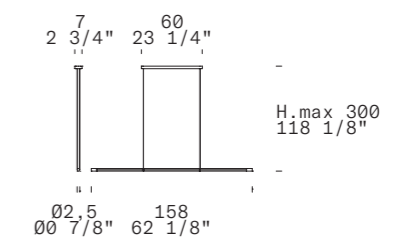
MATERIALS
Diffuser: Methacrylate (PMMA)
Structure: Aluminium

FINISHES (DIFFUSER + STRUCTURE)
Satin methacrylate + Matte White
Satin methacrylate + Textured black RAL 9004

VOLTA S 120



VOLTA S 160





Volta S 160, Textured black (ph. FROM)

Volta S 160, Nero Raggrinzante Opaco (ph. FROM)

ALIAS

DESIGN BY WORKS STUDIO, 2004

^{EN} Designed by Works Studio, Alias Wall Lamp is a beautiful, minimal piece with clean lines. It features both up and down diffused light to create even and consistent light. Its sleek design and integrated LED light source is perfect for a wide array of projects. Now available in brushed brass, chrome or white finishings and in two sizes (15 and 35 cm - 5 7/8" and 13 3/4"), Alias can accommodate a wide variety of styles and application types.

^{IT} Alias è una lampada da parete a forma di parallelepipedo disegnata da Work Studio. Dotata di luce LED diretta e indiretta, Alias può adattarsi a un'ampia varietà di stili e tipi di applicazione grazie al suo design minimale e dalle linee pulite. Disponibile in finitura ottone spazzolato, cromato o bianco e in due dimensioni (15 e 35 cm - 5 7/8" e 13 3/4").



ALIAS P 15
(UPGRADED) USER REPLACEABLE LED

TYPE
Wall/*Parete*

ENVIRONMENT
Indoor/*Interno*

LIGHT SOURCE
LED 2 x 6,4W 1880lm (nominal) 3000K CRI≥90

LIGHT SOURCE FOR USA AND CANADA
LED 2 x 6,4W 1880lm (nominal) 3000K CRI≥90

MARKING
Dry Location   

CONTROL
Phase cut/*Taglio di fase*
Push-dim; 0/1-10V (USA AND CANADA)

MATERIALS
Diffuser/*Diffusore*: Plastic/*Plastica*
Structure/*Struttura*: Metal/*Metallo*

FINISHES (DIFFUSER + STRUCTURE)
Satin + White/*Satinato + Bianco*
Satin + Chrome/*Satinato + Cromo*
Satin + Brushed Brass/*Satinato + Ottone Spazzolato*

ON REQUEST
Custom colors/*Colori custom*


ALIAS P 35
(UPGRADED) USER REPLACEABLE LED

TYPE
Wall/*Parete*

ENVIRONMENT
Indoor/*Interno*

LIGHT SOURCE
LED 2 x 12,8W 3760lm (nominal) 3000K CRI≥90

LIGHT SOURCE FOR USA AND CANADA
LED 2 x 12,8W 3760lm (nominal) 3000K CRI≥90

MARKING
Dry Location   

CONTROL
Phase cut/*Taglio di fase*
Push-dim; 0/1-10V (USA AND CANADA)

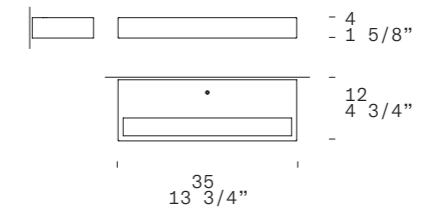
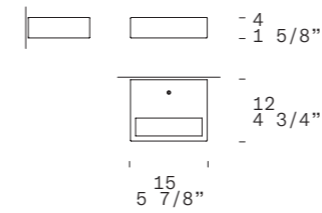
MATERIALS
Diffuser/*Diffusore*: Plastic
Structure/*Struttura*: Metal

FINISHES (DIFFUSER + STRUCTURE)
Satin + White/*Satinato + Bianco*
Satin + Chrome/*Satinato + Cromo*
Satin + Brushed Brass/*Satinato + Ottone Spazzolato*

ON REQUEST
Custom colors/*Colori custom*

ALIAS P 15

ALIAS P 35





Alias P15. White (-) - Alias P15, Brushed Brass (-)
Alias P15. Bianco (-) - Alias P15, Ottone Spazzolato (-)



Alias P35, Chrome
Alias P35, Cromo

BETA

DESIGN BY PAOLO FRANZIN, 2010

^{EN} Beta, designed by Paolo Franzin, is a wall and ceiling lamp that plays with the nuances of its light source.

Its simple gradient of color on a glass plate reads as a beautiful white when turned off, but becomes a display of beautiful fading sand colors when illuminated.

The result is something in between a functional lamp and a work of art.

Beta is available in two sizes, Big (52 cm - 20 1/2") and Small (35 cm - 13 3/4"). as well as an Integrated LED option in the small version.

^{IT} Beta, disegnata da Paolo Franzin, è una lampada da parete e soffitto a forma concentrica che gioca con le sfumature di colore create dalla sua sorgente luminosa.

Il color bianco lucido che la caratterizza quando spenta, si trasforma in un'esposizione di splendide nuance di color sabbia quando accesa.

Il risultato è una via di mezzo tra una lampada funzionale e un'opera d'arte.

Beta è disponibile in due dimensioni, Big (52 cm - 20 1/2") e Small (35 cm - 13 3/4").



BETA SMALL P-PL
(UPGRADED) USER REPLACEABLE LED

TYPE
Wall-Ceiling/*Parete-Soffitto*

ENVIRONMENT
Indoor/*Interno*

LIGHT SOURCE
LED 1 x 10W 1446lm (nominal) 3000K CRI≥90

LIGHT SOURCE FOR USA AND CANADA
LED 1 x 10W 1446lm (nominal) 3000K CRI≥90

MARKING
Dry Location 

CONTROL
Push-dim; 0/1-10V
Phase cut/*Taglio di fase*

MATERIALS
Diffuser/*Diffusore*: Glass/*Vetro*
Structure/*Struttura*: Steel/*Acciaio*

FINISHES (DIFFUSER + STRUCTURE)
Gloss White with light OFF, shaded of sand with light ON + Satin Steel/
Con luce OFF Bianco Lucido, con luce ON Nuance Sabbia + Acciaio Satinato

BETA BIG P-PL

TYPE
Wall-Ceiling/*Parete-Soffitto*

ENVIRONMENT
Indoor/*Interno*

LIGHT SOURCE
2GX13 T5 1 x max 22W + 2GX13 T5 1 x max 40W
Fluorescent bulb

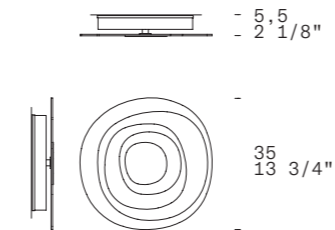
LIGHT SOURCE FOR USA AND CANADA
2GX13 T5 1 x max 22W Fluorescent bulb

MARKING
Dry Location 

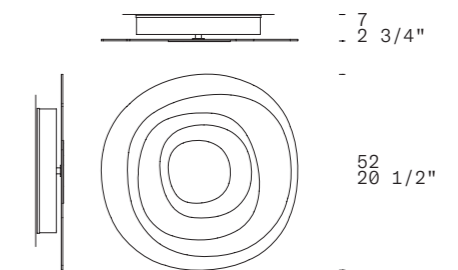
MATERIALS
Diffuser/*Diffusore*: Glass/*Vetro*
Structure/*Struttura*: Steel/*Acciaio*

FINISHES (DIFFUSER + STRUCTURE)
Gloss White with light OFF, shaded of sand with light ON + Satin Steel/
Con luce OFF Bianco Lucido, con luce ON Nuance Sabbia + Acciaio Satinato

BETA SMALL P-PL




BETA BIG P-PL



Beta Big P-PL, shades of sand + Brushed Steel Structure

Beta Big P-PL, Nuance Sabbia + Struttura Acciaio Spazzolato



Beta Small P-PL, With Light OFF (-), Beta Small P-PL, With Light ON (-)

Beta Small P-PL, Con Luce OFF (-), Beta Small P-PL, Con Luce ON (-)



Beta Small P-PL, With Light ON, shades of sand + Brushed Steel Structure

Beta Small P-PL, Con Luce ON, Nuance Sabbia + Struttura Acciaio Spazzolato

PLANET

DESIGN BY LEUCOS DESIGN LAB, 2008

^{EN} Planet is a versatile and elegant ceiling or wall lamp designed by Leucos Design Lab. While Planet is low profile (ADA) and hangs tight to a ceiling or wall, it has high visual impact. Two levels of opacity on the serigraphic white glass disk are surrounded by a halo of back light that create multiple layers of diffused light. The glass profile itself arcs out from the wall and appears to be pulled back in by a chromed button in the center adding visual interest. Available in 3 sizes (32, 48 and 65 cm - 12 5/8", 18 7/8", 25 5/8") Planet is beautiful as a stand-alone lamp, amazing in multiples or stunning as artistic clusters.

^{IT} Planet è una lampada decorativa da parete e soffitto a forma di cerchio disegnata da Leucos Design Lab.

Il diffusore è composto da una lastra di vetro termoformato e serigrafato di colore bianco con bordo semitrasparente. Sebbene Planet sia a basso profilo (ADA) ha un alto impatto visivo. Due livelli di opacità sul disco di vetro bianco serigrafico sono circondati da un alone di retroilluminazione che crea più strati di luce diffusa.

Disponibile in 3 misure (32, 48 e 65 cm - 12 5/8", 18 7/8", 25 5/8") Planet è una lampada con un sorprendente effetto decorativo se utilizzata in multipli.





PLANET P-PL 32

TYPE
Wall-Ceiling/Parete-Soffitto

ENVIRONMENT
Indoor/Interno

LIGHT SOURCE
LED 1 x 10W 1350lm (nominal) 3000K

LIGHT SOURCE FOR USA AND CANADA
LED 1 x 19,5W 1420lm (nominal) 3000K

MARKING
Dry Location  


MATERIALS
Diffuser/Diffusore: Glass/Vetro
Structure/Struttura: Metal/Metallo

FINISHES (DIFFUSER + STRUCTURE)
Satin White + Chrome/Bianco Satinato + Cromo

PLANET P-PL 48 + PLANET P-PL 65


TYPE ENVIRONMENT
Wall-Ceiling/Parete-Soffitto Indoor/Interno

LIGHT SOURCE (PLANET P-PL 48)
G9 6 x 3W Retrofit LED (max 6 X 33W Halogen Bulb)
LED 1 x 16W LED 2500lm (nominal) 3000K

LIGHT SOURCE FOR USA AND CANADA (PLANET P-PL 48)
G9 6 x 4W Retrofit LED (max 6 X 25W Halogen Bulb) 
LED 1 x 18W LED 2700lm (nominal) 3000K

CONTROL
1-10V, Push dimm

LIGHT SOURCE (PLANET P-PL 65)
G9 6 x 3W Retrofit LED (max 6 X 33W Halogen Bulb)
LED 6 x 7,5W LED 6000lm (nominal) 3000K

LIGHT SOURCE FOR USA AND CANADA (PLANET P-PL 65)
G9 6 x 4W Retrofit LED (max 6 X 25W Halogen Bulb) 
LED 6 x 8,1W LED 6300lm (nominal) 3000K

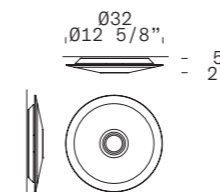
CONTROL (LED version)
0/1-10V, Push dim, DALI (DALI: not for US and CANADA)

MARKING
Dry Location  

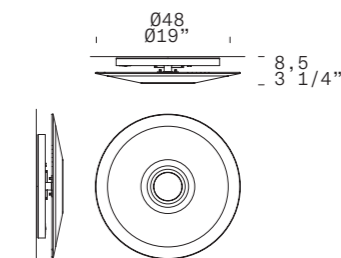
MATERIALS
Diffuser/Diffusore: Glass/Vetro
Structure/Struttura: Metal/Metallo

FINISHES (DIFFUSER + STRUCTURE)
Satin White + Chrome/Bianco Satinato + Cromo

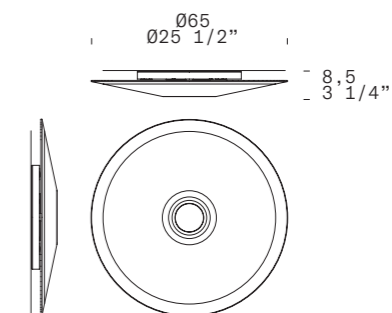
PLANET P-PL 32



PLANET P-PL 48



PLANET P-PL 65



Planet P-PL 65, Satin White + Chrome Structure

Planet P-PL 65, Bianco Satinato + Struttura Cromo



Planet P-PL 32, Satin White + Chrome Structure

Planet P-PL 32, Bianco Satinato + Struttura Cromo



Planet P-PL 32, Satin White + Chrome Structure

Planet P-PL 32, Bianco Satinato + Struttura Cromo

CELINE

DESIGN BY LEUCOS DESIGN LAB, 2002

^{EN} Celine was designed by Leucos Design Lab to be a minimal and warm solution versatile enough for many applications. Its handblown diffuser is made of multiple layers of glass to create a rich, white look. This traditional handblown glass technique is called incamiciato (Italian for “jacketed” or “layered”), which requires multiple layers of glass during the blowing process to create perfect diffusion. Celine is available in 2 sizes (25 and 35 cm - 9 7/8”, 13 3/4”).

^{IT} Celine è una lampada da parete dal design cilindrico essenziale disegnata da Leucos Design Lab.

Il diffusore bianco satinato è costituito da più strati di vetro, secondo la tradizione veneziana della tecnica del vetro incamiciato soffiato a bocca, per creare una ottimale diffusione “bianca” della luce.

Celine è disponibile in 2 misure (25 e 35 cm - 9 7/8”, 13 3/4”).



CELINE P
(UPGRADED) USER REPLACEABLE LED

TYPE
Wall/Parete

ENVIRONMENT
Indoor/Interno

LIGHT SOURCE
E27 1 x 10W Retrofit LED (max 1 X 100W Halogen Bulb)
LED 1 x 10W 1446lm (nominal) 3000K CRI≥90
LED 1 x 10W 1398lm (nominal) 2700K CRI≥90

LIGHT SOURCE FOR USA AND CANADA
LED 1 x 10W 1446lm (nominal) 3000K CRI≥90
LED 1 x 10W 1398lm (nominal) 2700K CRI≥90

MARKING
Dry Location 

CONTROL (LED Version)
Push-dim; 0/1-10V
Phase cut/Taglio di fase

MATERIALS
Diffuser/Diffusore: Blown Glass/Vetro Soffiato
Structure/Struttura: Metal/Metallo

FINISHES (DIFFUSER + STRUCTURE)
Satin White + Brushed Nickel/
Bianco Satinato/Nickel Spazzolato

CELINE P 35
(UPGRADED) USER REPLACEABLE LED

TYPE
Wall/Parete

ENVIRONMENT
Indoor/Interno

LIGHT SOURCE
E27 1 x 10W Retrofit LED (max 1 X 150W Halogen Bulb)
LED 1 x 10W 1446lm (nominal) 3000K CRI≥90
LED 1 x 10W 1398lm (nominal) 2700K CRI≥90

LIGHT SOURCE FOR USA AND CANADA
LED 1 x 10W 1446lm (nominal) 3000K CRI≥90
LED 1 x 10W 1398lm (nominal) 2700K CRI≥90

MARKING
Dry Location 

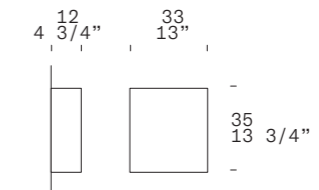
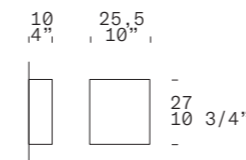
CONTROL (LED Version)
Push-dim; 0/1-10V
Phase cut/Taglio di fase

MATERIALS
Diffuser: Blown Glass/Vetro Soffiato
Structure: Metal/Metallo

FINISHES (DIFFUSER + STRUCTURE)
Satin White + Brushed Nickel/
Bianco Satinato/Nickel Spazzolato

CELINE P

CELINE P 35



VITTORIA

DESIGN BY TOSO, MASSARI & ASSOCIATES, 1992

^{EN} Vittoria is an icon of Leucos design and brings a piece of history into your home or office. Vittoria was designed by Toso, Massari & Associates and is the epitome of form follows function as it makes the mesh metal lamp guard a decorative aspect of the piece. Its handblown satin white glass diffuser is made with a traditional venetian handblown glass technique called *incamiciato* (Italian for “jacketed” or “layered”), which requires multiple layers of glass during the blowing process and created rich multiple light sources as light is allowed to escape downward, upward, and outward.

^{IT} Vittoria è una lampada da parete disegnata da Toso, Massari & Associates.

Il diffusore bianco satinato a forma di cilindro è costituito da più strati di vetro soffiato a bocca, seguendo la tradizione veneziana della tecnica del vetro “*incamiciato*” che crea una ottimale diffusione di luce bianca. Elegante e funzionale, Vittoria si adatta perfettamente a qualsiasi ambiente.





VITTORIA P2

TYPE
Wall/*Parete*

ENVIRONMENT
Indoor/*Interno*

LIGHT SOURCE
R7s 80mm 1 X 10W Retrofit LED (max 1 x 120W Halogen Bulb)
LED 3 x 5W 1300lm (nominal) 3000K

LIGHT SOURCE FOR USA AND CANADA
R7s 80mm 1 X 10W Retrofit LED (max 1 x 150W Halogen Bulb)
LED 3 x 3,2W 1270lm (nominal) 3000K

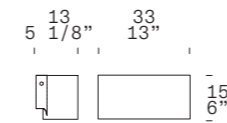
MARKING
Dry location  

CONTROL
Phase cut/*Taglio di fase*

MATERIALS
Diffuser/*Diffusore*: Blown Glass/*Vetro soffiato*
Structure/*Struttura*: Metal/*Metallo*

FINISHES (DIFFUSER + STRUCTURE)
White + Chrome/*Bianco + Cromo*

VITTORIA P2



CUBI

DESIGN BY LEUCOS DESIGN LAB, 2000

^{EN} The Cubi Ceiling/Wall Lamp collection is designed by Leucos and looks equally beautiful as a stand-alone object or in multiples. Its cubic form is surprising for hand blown glass and its satin white diffuser is made of multiple layers of glass to create rich, white diffusion (a traditional Venetian handblown glass technique called *incamiciato* - Italian for “jacketed” or “layered”). The Cubi Ceiling/Wall Lamp is offered in 2 structure finish options (artic grey or brushed brass), 3 sizes (11, 16 and 28 cm - 4 3/8”, 6 1/4”, 11.0”).

^{IT} Cubi è una collezione di lampade da parete e soffitto disegnata da Leucos Design Lab. Il diffusore bianco satinato a forma di cubo è costituito da più strati di vetro soffiato a bocca, seguendo la tradizione veneziana della tecnica del vetro “*incamiciato*” che crea una ottimale diffusione di luce bianca.

Le lampade da soffitto e parete Cubi sono disponibili in 3 dimensioni (11, 16 e 28 cm - 4 3/8”, 6 1/4”, 11.0”) e 2 colori di finitura della struttura (grigio artico o ottone spazzolato).

Divertente e decorativo il suo utilizzo multiplo.





CUBI P-PL 11

TYPE
Wall-Ceiling/*Parete-Soffitto*

ENVIRONMENT
Indoor/*Interno*

LIGHT SOURCE
G9 1 x 3W Retrofit LED IP20 (max 1 x 33W Halogen Bulb)
LED 1 x 5W 500lm (nominal) 3000K IP20
LED 1 x 4W 500lm (nominal) 2700K IP20
LED 1 x 4W 500lm (nominal) 2700K IP44

LIGHT SOURCE FOR USA AND CANADA
G9 1 x 4W Retrofit LED (max 1 x 40W Halogen Bulb)
LED 1 x 7W 600lm (nominal) 3000K 

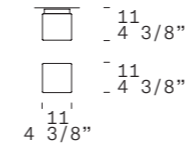
MARKING
Dry Location   

Damp Location   

MATERIALS
Diffuser/*Diffusore*: Blown and Layered Glass/*Vetro Soffiato e Incamiciato*
Structure/*Struttura*: Polycarbonate (G9 version), Anodized Aluminium (LED version)/*Polycarbonato (versione G9), Alluminio Anodizzato (versione LED)*

FINISHES (DIFFUSER + STRUCTURE)
Satin White + Grey
Satin White + Brushed Brass (only LED version)
Bianco Satinato + Grigio
Bianco Satinato + Ottone Spazzolato (solo per versione LED)

CUBI P-PL 11





CUBI P-PL 16

TYPE
Wall-Ceiling/*Parete-Soffitto*

ENVIRONMENT
Indoor/*Interno*

LIGHT SOURCE
G9 1 x 3W Retrofit LED IP20 (max 1 x 33W Halogen Bulb)
LED 3 x 5.8W 1320lm (nominal) 3000K IP20
LED 2 x 6W 1440lm (nominal) 2700K IP20
LED 2 x 6W 1440lm (nominal) 2700K IP44

LIGHT SOURCE FOR USA AND CANADA
G9 1 x 4W Retrofit LED (max 1 x 60W Halogen Bulb)
LED 1 x 13W 700lm (nominal) 3000K 

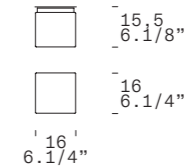
MARKING
Dry Location   

Damp Location   

MATERIALS
Diffuser/*Diffusore*: Blown and Layered Glass/*Vetro Soffiato e Incamiciato*
Structure/*Struttura*: Polycarbonate (G9 version), Anodized Aluminium (LED version)/*Polycarbonato (versione G9), Alluminio Anodizzato (versione LED)*

FINISHES (DIFFUSER + STRUCTURE)
Satin White + Grey
Satin White + Brushed Brass (only LED version)
Bianco Satinato + Grigio
Bianco Satinato + Ottone Spazzolato (solo per versione LED)

CUBI P-PL 16



Cubi P-PL 11, Satin White + Grey Structure

Cubi P-PL 11, Bianco Satinato + Struttura Grigia



CUBI P-PL 28

TYPE
Wall-Ceiling/*Parete-Soffitto*

ENVIRONMENT
Indoor/*Interno*

LIGHT SOURCE
E14 4 x 5W Retrofit LED (max 4 x 30W Halogen Bulb)
LED 1 x 5W 1800lm (nominal) 3000K

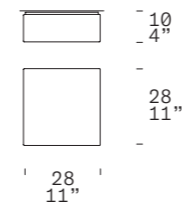
LIGHT SOURCE FOR USA AND CANADA
E12 4 x 5W Retrofit LED (max 4 x 40W Halogen Bulb)
LED 1 x 12,5W 1600lm (nominal) 3000K

MARKING
Dry Location 

MATERIALS
Diffuser/*Diffusore*: Blown and Layered Glass/*Vetro Soffiato e Incamiciato*
Structure/*Struttura*: Metal/*Metallo*

FINISHES (DIFFUSER + STRUCTURE)
Satin White + Grey/*Bianco Satinato + Grigio*

CUBI P-PL 28



PARALUME

DESIGN BY LEUCOS DESIGN LAB, 1983

^{EN} Designed by Leucos Design Lab, Paralume is a table lamp composed of two illuminating glass elements, the base and the shade, that can be illuminated simultaneously or one at the time. Both the base and the shade are made of handblown incamiciato glass that can each be illuminated. Incamiciato is a Venetian glass blowing technique where a Maestro glass blower uses multiple layers of glass—each of different transparencies and properties—to create a rich satin white finish that is strong and provides perfect diffused light in your space. Paralume comes in 4 sizes (Mini, Small, Medium, and Big).

^{IT} Progettata da Leucos Design Lab, Paralume è una lampada da tavolo composta da due corpi di vetro illuminanti con possibilità di accensione singola o simultanea. Sia l'elemento di vetro inferiore, la base, che superiore, il paralume, sono realizzati in vetro incamiciato soffiato a bocca. L'incamiciato è una tecnica veneziana di soffiatura del vetro in cui un Maestro soffiatore utilizza più strati di vetro, ciascuno con trasparenze e proprietà diverse, per creare un effetto forte di luce bianca diffusa. Paralume è disponibile in 4 misure (Mini, Small, Medium e Big).



PARALUNE MINI T

TYPE
Table/Tavolo

ENVIRONMENT
Indoor/Interno

LIGHT SOURCE
E14 1 x 5W Retrofit LED (max 1 x 46W Halogen Bulb)
+
G9 1 x 3W Retrofit LED (max 1 x 20W Halogen Bulb)

LIGHT SOURCE FOR USA AND CANADA
E12 1 x 5W Retrofit LED (max 1 x 46W Halogen Bulb)
+
G9 1 x 3W Retrofit LED (max 1 x 20W Halogen Bulb)

MARKING
Dry Location 

CONTROL
Double Light Switch/Doppia Accensione

MATERIALS
Diffuser/Diffusore: Blown and Layered Glass/Vetro
Soffiato e Incamiciato
Structure/Struttura: Metal/Metallo

FINISHES (DIFFUSER + STRUCTURE)
Satin White + White/Bianco Satinato + Bianco

PARALUNE P (SMALL) T

TYPE
Table/Tavolo

ENVIRONMENT
Indoor/Interno

LIGHT SOURCE
E14 1 x 5W Retrofit LED (max 1 x 46W Halogen Bulb)
+
E14 1 x 5W Retrofit LED (max 1 x 30W Halogen Bulb)

LIGHT SOURCE FOR USA AND CANADA
E12 1 x 5W Retrofit LED (max 1 x 46W Halogen Bulb)
+
E12 1 x 5W Retrofit LED (max 1 x 30W Halogen Bulb)

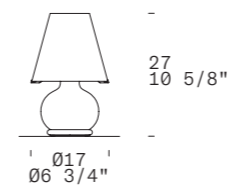
MARKING
Dry Location 

CONTROL
Double Light Switch/Doppia Accensione

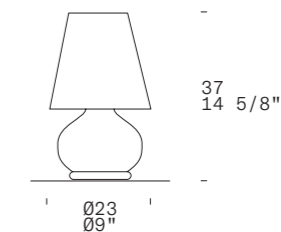
MATERIALS
Diffuser/Diffusore: Blown and Layered Glass/Vetro
Soffiato e Incamiciato
Structure/Struttura: Metal/Metallo

FINISHES (DIFFUSER + STRUCTURE)
Satin White + White/Bianco Satinato + Bianco

PARALUNE MINI T



PARALUNE P (SMALL) T





PARALUNE M (MEDIUM) T

TYPE
Table/Tavolo

ENVIRONMENT
Indoor/Interno

LIGHT SOURCE
E27 1 x 10W Retrofit LED (max 1 x 77W Halogen Bulb)
+
E27 1 x 10W Retrofit LED (max 1 x 46W Halogen Bulb)

LIGHT SOURCE FOR USA AND CANADA
E26 1 x 10W Retrofit LED (max 1 x 75W Halogen Bulb)
+
E26 1 x 10W Retrofit LED (max 1 x 60W Halogen Bulb)

MARKING
Dry Location 

CONTROL
Double Light Switch/Doppia Accensione

MATERIALS
Diffuser/Diffusore: Blown and Layered Glass/Vetro
Soffiato e Incamiciato
Structure/Struttura: Metal/Metallo

FINISHES (DIFFUSER + STRUCTURE)
Satin White + White/Bianco Satinato + Bianco

PARALUNE G (BIG) T

TYPE
Table/Tavolo

ENVIRONMENT
Indoor/Interno

LIGHT SOURCE
E27 1 x 10W Retrofit LED (max 1 x 77W Halogen Bulb)
+
E27 1 x 10W Retrofit LED (max 1 x 77W Halogen Bulb)

LIGHT SOURCE FOR USA AND CANADA
E26 1 x 10W Retrofit LED (max 1 x 75W Halogen Bulb)
+
E26 1 x 10W Retrofit LED (max 1 x 75W Halogen Bulb)

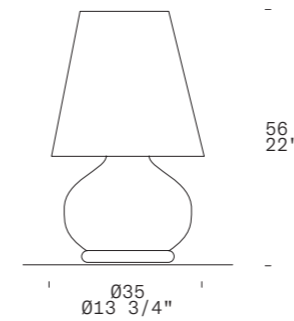
MARKING
Dry Location 

CONTROL
Double Light Switch/Doppia Accensione

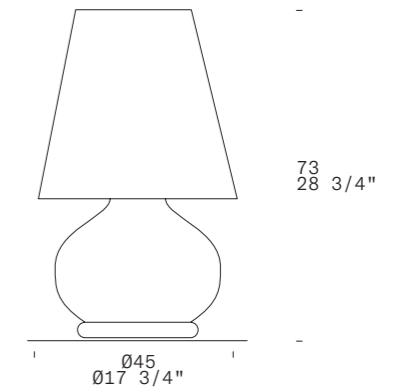
MATERIALS
Diffuser/Diffusore: Blown and Layered Glass/Vetro
Soffiato e Incamiciato
Structure/Struttura: Metal/Metallo

FINISHES (DIFFUSER + STRUCTURE)
Satin White + White/Bianco Satinato + Bianco

PARALUNE M (MEDIUM) T



PARALUNE G (BIG) T



Paralume Big, Satin White + White Structure

Paralume Big, Bianco Satinato + Struttura Bianca

SPHERA

DESIGN BY MATTEO THUN, 2000

^{EN} A minimal design that seems to float delicately in your space, the Sphera Table Lamp is made of handblown glass. Matteo Thun designed Sphera in 2000 as a simple, slightly flattened oval shape that emphasizes the remarkable quality that goes into each of their productions.

Sphera uses a technique called *incamiciato*. *Incamiato* is a Venetian glass blowing technique where a Maestro glass blower uses multiple layers of glass—each of different transparencies and properties—to create a rich satin white finish that is strong and provides perfect diffused light in your space.

The Sphera Table Lamp is available in 3 sizes (29, 37 and 45 cm - 11 3/8", 14 5/8" and 17 3/4"), 2 finish options (chrome and brushed brass).

^{IT} Sphera è una lampada da tavolo a in vetro soffiato a forma di geoide disegnata da Matteo Thun.

Un design minimale che sembra fluttuare delicatamente nel tuo spazio con una sagoma ovale semplice e leggermente appiattita.

Sphera utilizza una tecnica chiamata "incamiciato" in cui i Maestri soffiatori utilizzano più strati di vetro, ciascuno con trasparenze e proprietà diverse, per creare una ricca finitura bianca satinata che fornisce una perfetta luce diffusa nel tuo spazio.

Sphera è disponibile in 3 dimensioni (29, 37 e 45 cm - 11 3/8", 14 5/8" and 17 3/4") con struttura in 2 finiture (cromo, ottone spazzolato).





SPHERA T3/29 + SPHERA T3/37 + SPHERA T3/45

TYPE
Table/Tavolo

ENVIRONMENT
Indoor/Interno

LIGHT SOURCE
E27 1 x 15W Retrofit LED (max 1 X 150W Halo)

LIGHT SOURCE FOR USA AND CANADA
E26 1 x 15W Retrofit LED (max 1 X 150W Halo)

MARKING
Dry location   

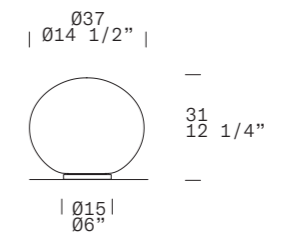
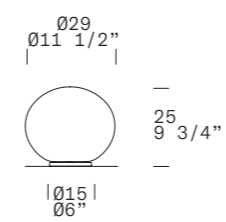
CONTROL
On-off (T3/29), dimmer on cord (T3/37-T3/45)
On-off (T3/29), dimmer su cavo (T3/37-T3/45)

MATERIALS
Diffuser/Diffusore: Blown Glass/Vetro Soffiato
Structure/Struttura: Metal/Metallo

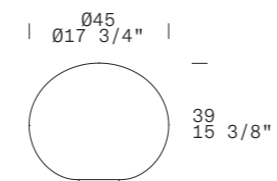
FINISHES (DIFFUSER + STRUCTURE)
Satin White + Chrome/Bianco Satinato + Cromo
Satin White + Brushed Brass/Bianco Satinato + Ottone Satinato

SPHERA T3/29

SPHERA T3/37



SPHERA T3/45



GLÒ

DESIGN BY DANILO DE ROSSI, 2002

^{EN} Gló was designed by Danilo De Rossi by taking the ancient Venetian glass making technique, soffio di gravità (gravity-blown glass), and giving it a contemporary scale and use.

The lamp reads at once as a light sculpture, but also serves as a strong functional light element that gracefully drops from the ceiling.

Gló is available in 3 standard colors (White Sfumato, Red and Aquamarine) and 4 lengths (85, 150, 210 e 270 cm - 33 1/2", 59", 82 5/8", 106 1/4"), but can be customized to any color or length (up to 270 cm - 106 1/4").

Gló does well in groupings that add an unexpected synergy to its simplistic form. A matching glass "splash" accessory can be added to give the elegant Gló an extra playful and sculptural effect.

^{IT} Gló è una lampada a sospensione disegnata da Danilo De Rossi utilizzando il vetro soffiato a bocca secondo la tradizione veneziana del soffio di gravità.

Questa scultura di luce, che scende con grazia dal soffitto, funge da elemento luminoso funzionale e decorativo. Una macchia in vetro colato del medesimo colore può essere applicata sul pavimento sottostante la struttura per dare un effetto giocoso e scultoreo.

Disponibile in 3 colori standard (Bianco Sfumato, Rosso e Acquamarina) e in 4 lunghezze (85, 150, 210 e 270 cm - 33 1/2", 59", 82 5/8", 106 1/4"), può essere personalizzata in qualsiasi colore o lunghezza (fino a 270 cm - 106 1/4"). E' possibile creare combinazioni di più lampade che, sfruttando le diverse lunghezze, aggiungono dinamicità alla sua forma essenziale. Supportata da una struttura da incasso, plafone oppure sospensione in metallo cromato, Glò è una vera e propria opera d'arte.



GLÒ INCASSO I + GLO PLAFONIERA PL + GLÒ S + GLO S/I

TYPE
Pendant/Sospensione

ENVIRONMENT
Indoor/Interno

LIGHT SOURCE
GU10 1 x 7W Retrofit LED (max 1 x 50W Halogen Bulb)

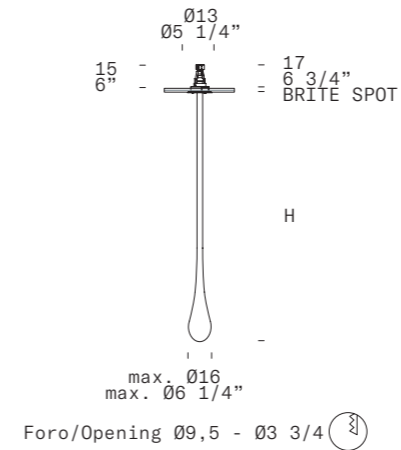
LIGHT SOURCE FOR USA AND CANADA
(Only S version available)
LED 1 X 12W 650lm (nominal) 3000K

MARKING
Dry location 

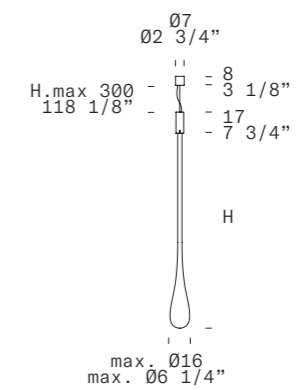
MATERIALS
Diffuser/Diffusore: Blown Glass/Vetro Soffiato
Structure/Struttura: Metal/Metallo

FINISHES (DIFFUSER + STRUCTURE)
Shaded White + Chrome/Bianco Sfumato + Cromo
Red + Chrome/Rosso + Cromo
Acquamarine + Chrome/Aquamarina + Cromo

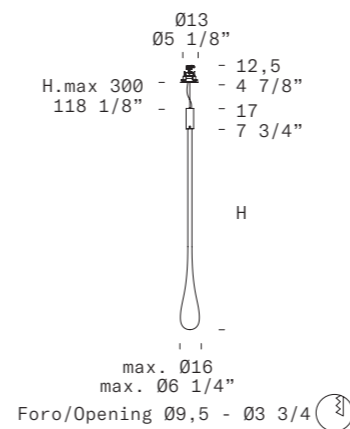
GLÒ INCASSO I



GLÒ S



GLO S/I



Glò S, Red Diffuser + Chrome Structure

Glò S, Diffusore Rosso + Struttura Cromo



Glò INCASSO I, Acquamarine Diffuser (→) – Red Diffuser (→)
Glò INCASSO I, Diffusore Acquamarina (→) – Diffusore Rosso (→)



Glò INCASSO I, Shaded White Diffuser
Glò INCASSO I, Diffusore Bianco Sfumato

ETHER

DESIGN BY PATRICK JOUIN, 2006

^{EN} Designed by Patrick Jouin, Ether is one of the most stunning and mesmerizing designs in the Leucos Collections.

Ether is light and airy yet creates hypnotizing visual impact.

It is composed of fields of three sizes of transparent blown borosilicate glass elements, each hand made and uniquely dimpled so that no two are alike. The result is an ether of shimmering glass and light that will dazzle and delight.

Ether is available in 3 standard versions (Ether S, Ether S 90 and Ether S 150) but can be customized into any size, finish or configuration.

Available with an optional embedded RGB LED (controlled separately via included remote) that will light the bubbles up with a large range of color options of your choice.

^{IT} Disegnata da Patrick Jouin, Ether è uno dei design più straordinari e affascinanti del catalogo Leucos.

La lampada è formata da una cascata luminosa di sfere di vetro borosilicato soffiato trasparente. Lavorate a mano, le sfere possono avere fino a un massimo di tre volumi diversi formando una cascata di vetro scintillante dall'impatto visivo ipnotizzante.

Ether è disponibile in 3 versioni standard (Ether S, Ether S 90 e Ether S 150) ma può essere personalizzata in qualsiasi dimensione, finitura o configurazione.

Un LED RGB incorporato opzionale (controllato separatamente tramite telecomando incluso) illumina le bolle con un'ampia gamma di opzioni di colore a scelta.

Scenografica e sontuosa, Ether è una lampada che trasforma gli spazi con personalità diventandone la protagonista.



ETHER S

TYPE
Pendant/Sospensione

ENVIRONMENT
Indoor/Interno

LIGHT SOURCE
GU10 5 x 7W Retrofit LED

LIGHT SOURCE FOR USA AND CANADA
GU10 5 x 7W Retrofit LED

MARKING
Dry Location 

MATERIALS
Diffuser/Diffusore: Glass/Vetro
Structure/Struttura: Polished Steel/Acciaio Lucido

FINISHES (DIFFUSER + STRUCTURE)
Transparent + Polished Steel
Trasparente + Acciaio Lucido


ETHER S 90 + ETHER S 150

TYPE
Pendant/Sospensione

ENVIRONMENT
Indoor/Interno

LIGHT SOURCE
G53 4 x 15W Retrofit LED
G53 4 x 15W Retrofit LED + GU5,3 1 X 8W LED RGB

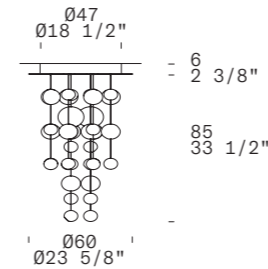
LIGHT SOURCE FOR USA AND CANADA
G53 4 x 15W Retrofit LED
G53 4 x 15W Retrofit LED + GU5,3 1 X 8W LED RGB

MARKING
Dry Location 

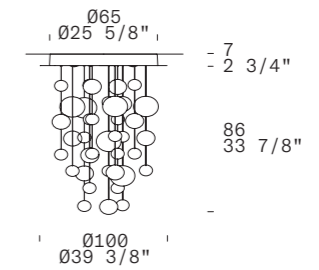
MATERIALS
Diffuser/Diffusore: Glass/Vetro
Structure/Struttura: Polished Steel/Acciaio Lucido

FINISHES (DIFFUSER + STRUCTURE)
Transparent + Polished Steel
Trasparente + Acciaio Lucido

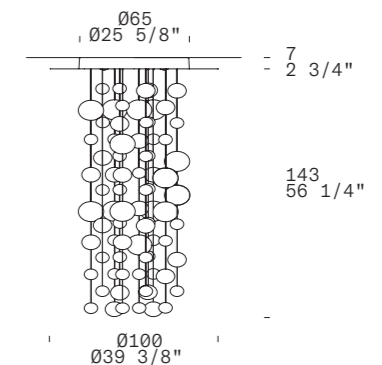
ETHER S



ETHER S 90



ETHER S 150



Ether S 150, Transparent Diffuser + Polished Steel Structure


Ether S 150, Diffusore Trasparente + Struttura Acciaio Lucido



Ether S, Transparent Diffuser (Detail)
Ether S, Diffusore Trasparente (Dettaglio)



Ether S 90, Transparent Diffuser + Polished Steel Structure
Ether S 90, Diffusore Trasparente + Struttura Acciaio Lucido



Ether (special version) - Van Cleef & Arpels - Paris, France - Ph. Eric Laignel



Ether (special version) - Bodegas Alion of Penafiel - Valladolid, Spain - Ph. Fernando Manteca

LILITH

DESIGN BY LEUCOS DESIGN LAB, 2005

^{EN} Lilith is a collection of suspension and ceiling lamps. It was born as a reinterpretation of the traditional abat-jour.

An elegant lighting solution with a stunning moiré light effect created by wrapping thin cotton thread in a consistent pattern across the shade in two layers. As you engage it from different viewpoints, the light pattern shimmers and changes.

The Lilith Collection comes in 3 sizes (40, 55, 70 cm - 15 3/4, ", 21 5/8", 27 1/2") and 3 colors (mocha, silver or white).

^{IT} Lilith è una collezione composta da lampade a sospensione e a soffitto a forma cilindrica. Di dimensioni medio-grandi, nasce come rivisitazione della tradizionale abat-jour.

Il paralume in filo di cotone e la copertura inferiore in vetro satinato permettono la diffusione della luce uniformemente in tutto l'ambiente.

Lilith è disponibile in tre dimensioni (40, 55, 70 cm - 15 3/4, ", 21 5/8", 27 1/2").

Tre varianti colore, bianco, argento e mocha, completano la gamma di questa collezione dalle mille applicazioni.



LILITH S 40 + LILITH S 55 + LILITH S 70

TYPE
Pendant/Sospensione

ENVIRONMENT
Indoor/Interno

LIGHT SOURCE
LILITH S40: E14 3 x 5W Retrofit LED (max 3 x 46W Halo)
LILITH S55: E27 4 x 10W Retrofit LED (max 4 x 57W Halo)
LILITH S70: E27 6 x 10W Retrofit LED (max 6 x 57W Halo)

LIGHT SOURCE FOR USA AND CANADA
LILITH S40: E12 3 x 5W Retrofit LED (max 3 x 60W Halo)
LILITH S55: E26 4 x 10W Retrofit LED (max 4 x 75W Halo)
LILITH S70: E26 6 x 10W Retrofit LED (max 6 x 75W Halo)

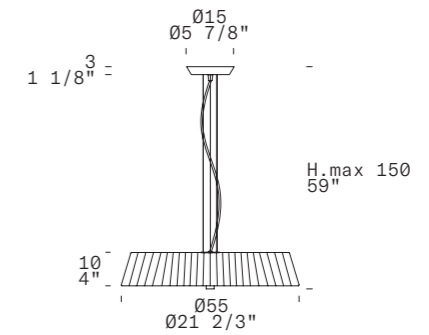
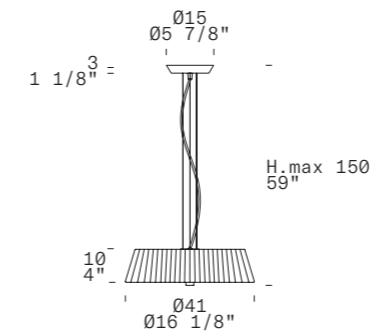
MARKING
Dry location   

Diffuser/Diffusore: Cotton Thread/Filo di cotone
Structure/Struttura: Metal/Metallo

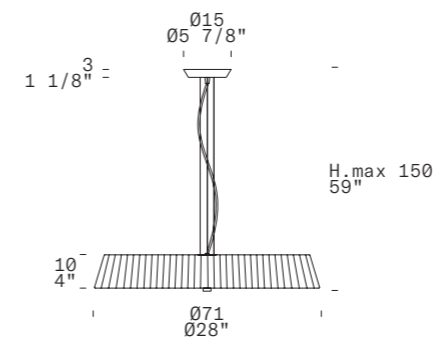
FINISHES (DIFFUSER + STRUCTURE)
White + White/Bianco + Bianco
Silver + White/Argento + Bianco
Mocha + White/Moka + Bianco

LILITH S 40

LILITH S 55



LILITH S 70



LILITH S 55, Mocha Diffuser + Brushed Nickel Structure

LILITH S 55, Diffusore Moka + Struttura Nickel Spazzolato



LILITH PL 40 + LILITH PL 55 + LILITH PL 70

TYPE
Ceiling/Soffitto

ENVIRONMENT
Indoor/Interno

LIGHT SOURCE
LILITH PL40: E14 3 x 5W Retrofit LED (max 3 x 30W Halo)
LILITH PL55: E27 4 x 10W Retrofit LED (max 4 x 30W Halo)
LILITH PL70: E27 6 x 10W Retrofit LED (max 6 x 30W Halo)

LIGHT SOURCE FOR USA AND CANADA
LILITH PL40: E12 3 x 5W Retrofit LED (max 3 x 40W Halo)
LILITH PL55: E26 4 x 10W Retrofit LED (max 4 x 40W Halo)
LILITH PL70: E26 6 x 10W Retrofit LED (max 6 x 40W Halo)

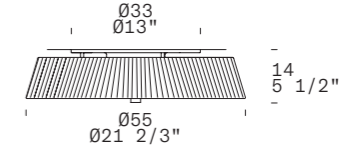
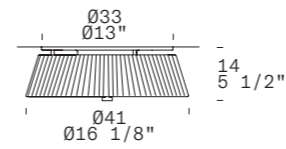
MARKING
Dry location   

MATERIALS
Diffuser/Diffusore: Cotton Thread/Filo di cotone
Structure/Struttura: Metal/Metallo

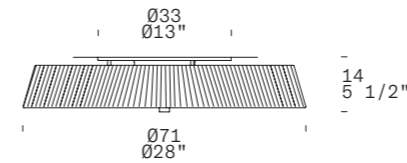
FINISHES (DIFFUSER + STRUCTURE)
White + White/Bianco + Bianco
Silver + White/Argento + Bianco
Mocha + White/Moka + Bianco

LILITH PL 40

LILITH PL 55



LILITH PL 70



PASCALE

DESIGN BY LEUCOS DESIGN LAB, 2005

^{EN} Pascale was designed by Leucos Design Lab in shimmering genuine crystal. Handmade in Italy using a pressed rib mold and fracco details, the lamp creates a sparking diffused light that fills the area with elegance and tradition.

Its ribbed pattern extenuates this effect and adds visual appeal. The Pascale Ceiling comes in 2 sizes (30 and 40 cm - 11 3/4" e 15 3/4") and the collection includes also a wall lamp (40 cm - 195 3/4").

^{IT} Pascale è una lampada da parete e soffitto disegnata da Leucos Design Lab in luccicante vetro cristallo.

Realizzata a mano utilizzando uno stampo a coste pressate con decoro a fracco, la lampada crea una luce diffusa e scintillante che riempie gli spazi con eleganza e tradizione.

Pascale è disponibile in 2 misure (30 e 40 cm - 11 3/4" e 15 3/4") per la versione a soffitto e in una misura (40 cm - 15 3/4"), per la versione a parete.




PASCALE P

TYPE
Wall/Parete

ENVIRONMENT
Indoor/Interno

LIGHT SOURCE
G9 2 x 3W Retrofit LED (max 2 X 33W Halogen Bulb)

LIGHT SOURCE FOR USA AND CANADA
G9 2 x 3W Retrofit LED (max 2 X 25W Halogen Bulb)

MARKING
Dry Location  

MATERIALS
Diffuser/Diffusore: Glass/Vetro
Structure/Struttura: Metal/Metallo

FINISHES (DIFFUSER + STRUCTURE)
Transparent + Chrome/Trasparente + Cromo

PASCALE PL 30 + PASCALE PL 40

TYPE
Ceiling/Soffitto

ENVIRONMENT
Indoor/Interno

LIGHT SOURCE
PASCALE PL 30:
G9 3 x 3W Retrofit LED (max 3 x 33W Halogen Bulb)
PASCALE PL 40:
E14 3 X 5W Retrofit LED (max 3 x 46W Halogen Bulb)

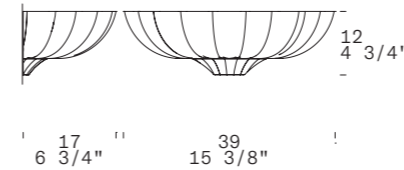
LIGHT SOURCE FOR USA AND CANADA
PASCALE PL 30:
G9 3 x 3W Retrofit LED (max 3 x 25W Halogen Bulb)
PASCALE PL 40:
E12 3 X 5W Retrofit LED (max 3 x 60W Halogen Bulb)

MARKING
Dry Location  

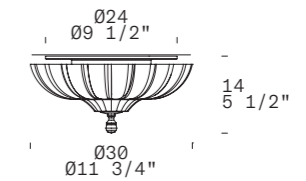
MATERIALS
Diffuser/Diffusore: Glass/Vetro
Structure/Struttura: Metal/Metallo

FINISHES (DIFFUSER + STRUCTURE)
Transparent + Chrome/Trasparente + Cromo

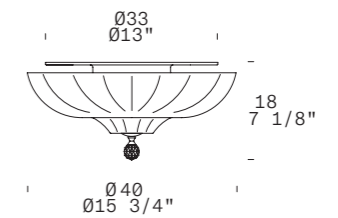
PASCLAE P



PASCLAE PL 30



PASCLAE PL 40





Pascale P, Crystal + Chrome Structure

Pascale P, Cristallo + Struttura Cromo

BOHEME

DESIGN BY ORIANO FAVARETTO, 2015

^{EN} Boheme, designed by Oriano Favaretto, is a play of simple contemporary shapes forming a classic Venetian chandelier. The result is a current, intricate masterpiece of handblown glass. Available in 2 sizes (8 and 12 arm chandeliers) and 2 finish options (transparent and smoke grey).

^{IT} Boheme, disegnato da Oriano Favaretto, è un bellissimo gioco di forme semplici e contemporanee che formano un classico lampadario veneziano in vetro soffiato e lavorato a mano. Disponibile in 2 dimensioni (lampadari a 8 e 12 bracci) e 2 opzioni di finitura (trasparente e fumè).




BOHEME L 8 + BOHEME L 12

TYPE
Sospensione/Pendant

ENVIRONMENT
Indoor/Interno

LIGHT SOURCE
BOHEME L8: E14 8 x 5W Retrofit LED (max 8 x 48W Halo)
BOHEME L12: E14 12 x 5W Retrofit LED (max 12 x 48W Halo)

LIGHT SOURCE FOR USA AND CANADA
BOHEME L8: E12 8 x 5W Retrofit LED (max 8 x 48W Halo)
BOHEME L12: E12 12 x 5W Retrofit LED (max 12 x 48W Halo)

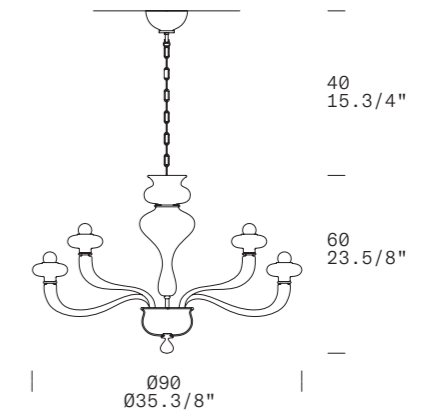
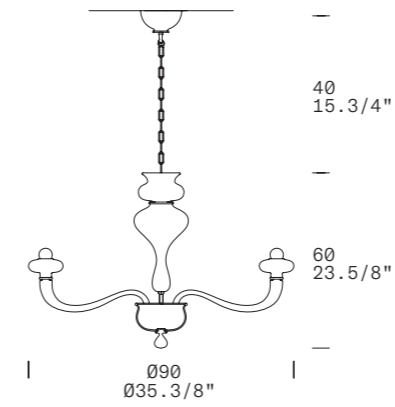
MARKING
Dry location  

MATERIALS
Diffuser/Diffusore: Blown Glass/Vetro Soffiato
Structure/Struttura: Metal/Metallo

FINISHES (DIFFUSER + STRUCTURE)
Transparent + Chrome/Trasparente + Cromo
Smoke Grey + Chrome/Fumè + Cromo

BOHEME L 8

BOHEME L 12



Boheme L 12, Transparent + Chrome Structure

Boheme L 12, trasparente + Struttura Cromo

RECESSED

FARETTI

^{EN} A collection of recessed downlights with an innovative design. Different materials are expertly combined to offer a versatile solution for every need. The decorative recessed lights, thanks to Leucos' rich glass history, add genuine crystal details that take advantage of the elegant and dazzling effects of this ancient material. Metal recessed lights combine functionality with diverse lighting possibilities.

^{IT} La collezione di faretti da incasso di Leucos è formata da una gamma di proposte di luci decorative in vetro e in metallo. I faretti decorativi in vetro per installazione da interno su soffitto di cartongesso sfruttano gli effetti eleganti e abbaglianti del cristallo trasparente o satinato per illuminare gli spazi. I faretti in metallo sia per installazione da interno su soffitto di cartongesso che di laterizio/calcestruzzo (con accessorio cassaforma), combinano funzionalità e prestazione fornendo diverse possibilità di illuminazione adatte a ogni ambiente.







VAN 2

TYPE
Recessed/*Incasso*

ENVIRONMENT
Indoor/*Interno*

LIGHT SOURCE
GU5,3 1x8W Retrofit LED (max 1 x 50W Halogen Bulb)
GU10 1 x max 50W Halogen Bulb

LIGHT SOURCE FOR USA AND CANADA
MR-16 1X35W lo-voltage Halogen
LED 1X 16W 2700K -3000K -3500K 4000K 15001m
LED 1X 23W 2700K -3000K -3500K - 4000K 20001m

MARKING
GU5,3: Dry Location   
GU10: Dry Location   

MATERIALS
Diffuser/*Diffusore*: Glass/*Vetro*
Structure/*Struttura*: Metal/*Metallo*

FINISHES (DIFFUSER + STRUCTURE)
Crystal + Chrome/*Cristallo + Cromo*
Satin White + Chrome/*Bianco Satinato + Cromo*

ACCESSORIES
Electronic Transformer 50W 12V (GU5,3 version)/
Trasformatore Elettorico 50W 12V (versione GU5,3)

SUN

TYPE
Recessed/*Incasso*

ENVIRONMENT
Indoor/*Interno*

LIGHT SOURCE
GU5,3 1x8W Retrofit LED (max 1 x 50W Halogen Bulb)
GU10 1 x max 50W Halogen Bulb

LIGHT SOURCE FOR USA AND CANADA
MR-16 1X35W lo-voltage Halogen
LED 1X 16W 2700K -3000K -3500K 4000K 15001m
LED 1X 23W 2700K -3000K -3500K - 4000K 20001m

MARKING
GU5,3: Dry Location   
GU10: Dry Location   

MATERIALS
Diffuser/*Diffusore*: Glass/*Vetro*
Structure/*Struttura*: Metal/*Metallo*

FINISHES (DIFFUSER + STRUCTURE)
Crystal + Chrome/*Cristallo + Cromo*
Satin White + Chrome/*Bianco Satinato + Cromo*

ACCESSORIES
Electronic Transformer 50W 12V (GU5,3 version)/
Trasformatore Elettorico 50W 12V (versione GU5,3)

DROP + SUN






ISIDE 2

TYPE
Recessed/*Incasso*

ENVIRONMENT
Indoor/*Interno*

LIGHT SOURCE
GU5,3 1x8W Retrofit LED (max 1 x 50W Halogen Bulb)
GU10 1 x max 50W Halogen Bulb

LIGHT SOURCE FOR USA AND CANADA
MR-16 1X35W lo-voltage Halogen
LED 1X 16W 2700K -3000K -3500K 4000K 15001m
LED 1X 23W 2700K -3000K -3500K - 4000K 20001m

MARKING
GU5,3: Dry Location   
GU10: Dry Location   

MATERIALS
Diffuser/*Diffusore*: Glass/*Vetro*
Structure/*Struttura*: Metal/*Metallo*

FINISHES (DIFFUSER + STRUCTURE)
Crystal + Chrome/*Cristallo + Cromo*
Satin White + Chrome/*Bianco Satinato + Cromo*

ACCESSORIES
Electronic Transformer 50W 12V (GU5,3 version)/
Trasformatore Elettorico 50W 12V (versione GU5,3)




MIRA 2

TYPE
Recessed/*Incasso*

ENVIRONMENT
Indoor/*Interno*

LIGHT SOURCE
GU5,3 1x8W Retrofit LED (max 1 x 50W Halogen Bulb)
GU10 1 x max 50W Halogen Bulb

LIGHT SOURCE FOR USA AND CANADA
MR-16 1X35W lo-voltage Halogen
LED 1X 16W 2700K -3000K -3500K 4000K 15001m
LED 1X 23W 2700K -3000K -3500K - 4000K 20001m

MARKING
GU5,3: Dry Location   
GU10: Dry Location   

MATERIALS
Diffuser/*Diffusore*: Glass/*Vetro*
Structure/*Struttura*: Metal/*Metallo*

FINISHES (DIFFUSER + STRUCTURE)
Crystal + Chrome/*Cristallo + Cromo*
Satin White + Chrome/*Bianco Satinato + Cromo*

ACCESSORIES
Electronic Transformer 50W 12V (GU5,3 version)/
Trasformatore Elettorico 50W 12V (versione GU5,3)

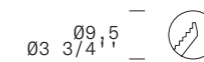
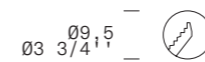
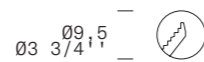
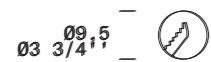
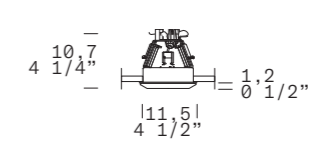
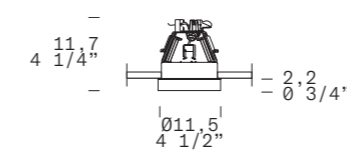
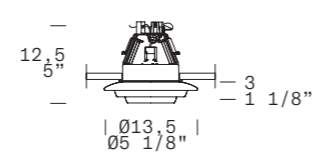
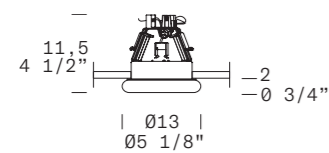


VAN 2

SUN

ISIDE 2

MIRA 2




PEGASO

TYPE
Recessed/*Incasso*

ENVIRONMENT
Indoor/*Interno*

LIGHT SOURCE
GU5,3 1x8W Retrofit LED (max 1 x 50W Halogen Bulb)

LIGHT SOURCE FOR USA AND CANADA
Not Available/*Non Disponibile*

MARKING
Dry Location   

MATERIALS
Diffuser/*Diffusore*: Curved Cast Glass Pressed with "Fracco"/*Vetro Curvato e Pressato con Decoro "Fracco"*
Structure/*Struttura*: Metal/*Metallo*

FINISHES (DIFFUSER + STRUCTURE)
Transparent Graniglia + White/*Trasparente Graniglia + Bianco*
Amber Graniglia + White/*Ambra Graniglia + Bianco*

ACCESSORIES
Electronic Transformer 50W 12V/
Trasformatore Elettorico 50W 12V

SIDERAL

TYPE
Recessed/*Incasso*

ENVIRONMENT
Indoor/*Interno*

LIGHT SOURCE
GU5,3 1x8W Retrofit LED (max 1 x 50W Halogen Bulb)

LIGHT SOURCE FOR USA AND CANADA
Not Available/*Non Disponibile*

MARKING
Dry Location   

MATERIALS
Diffuser/*Diffusore*: Glass/*Vetro*
Structure/*Struttura*: Metal/*Metallo*

FINISHES (DIFFUSER + STRUCTURE)
Satin Crystal + White/*Cristallo Satinato + Bianco*

ACCESSORIES
Electronic Transformer 50W 12V/
Trasformatore Elettorico 50W 12V

PEGASO + SIDERAL

SD 802

TYPE
Recessed/*Incasso*

ENVIRONMENT
Indoor/*Interno*

LIGHT SOURCE
GU5,3 1x8W Retrofit LED (max 1 x 50W Halogen Bulb)

LIGHT SOURCE FOR USA AND CANADA
Not Available/*Non Disponibile*

MARKING
Dry Location   

MATERIALS
Diffuser/*Diffusore*: Metal/*Metallo*
Structure/*Struttura*: Metal/*Metallo*

FINISHES (DIFFUSER + STRUCTURE)
White + Brushed Aluminium/
Bianco + Alluminio Anodizzato
Brushed Aluminium + Brushed Aluminium/
Alluminio Anodizzato + Alluminio Anodizzato

ACCESSORIES
Concrete form, Wiring kit GZ10, Electronic Transformer 50W 12V/*Cassaforma, Kit Cablaggio GZ10, Trasformatore Elettronico 50W 12V*


SD 803

TYPE
Recessed/*Incasso*

ENVIRONMENT
Indoor/*Interno*

LIGHT SOURCE
GU5,3 1x8W Retrofit LED (max 1 x 50W Halogen Bulb)

LIGHT SOURCE FOR USA AND CANADA
Not Available/*Non Disponibile*

MARKING
Dry Location   

MATERIALS
Diffuser/*Diffusore*: Metal/*Metallo*
Structure/*Struttura*: Metal/*Metallo*

FINISHES (DIFFUSER + STRUCTURE)
White + Brushed Aluminium/
Bianco + Alluminio Anodizzato
Brushed Aluminium + Brushed Aluminium/
Alluminio Anodizzato + Alluminio Anodizzato

ACCESSORIES
Concrete form, Wiring kit GZ10, Electronic Transformer 50W 12V/*Cassaforma, Kit Cablaggio GZ10, Trasformatore Elettronico 50W 12V*

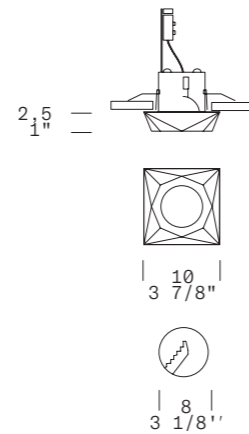
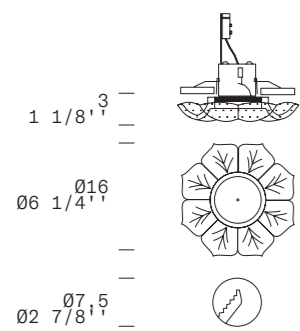
SD 802 + SD 803



144 - 145

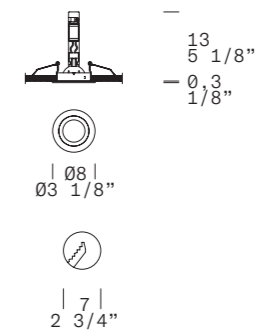
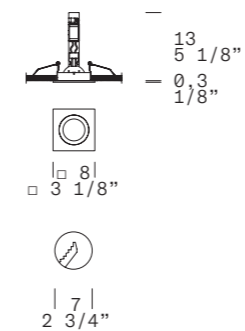
PEGASO

SIDERAL



SD 802

SD 803



DROP

TYPE

Recessed/*Incasso*

ENVIRONMENT

Indoor/*Interno*

LIGHT SOURCE

GU5,3 1x8W Retrofit LED (max 1 x 50W Halogen Bulb)

GU10 1 x max 50W Halogen Bulb




LIGHT SOURCE FOR USA AND CANADA




MR-16 1X35W lo-voltage Halogen

LED 1X 16W 2700K -3000K -3500K 4000K 1500lm

LED 1X 23W 2700K -3000K -3500K - 4000K 2000lm

MARKING

GU5,3: Dry Location   

GU10: Dry Location   

MATERIALS

Diffuser/*Diffusore*: Glass/*Vetro*

Structure/*Struttura*: Metal/*Metallo*

FINISHES (DIFFUSER + STRUCTURE)

Crystal + Chrome/*Cristallo + Cromo*

Satin White + Chrome/*Bianco Satinato + Cromo*

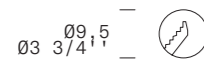
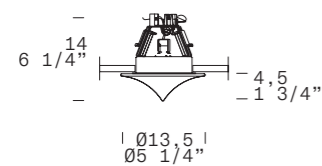
ACCESSORIES

Electronic Transformer 50W 12V (GU5,3 version)/

Trasformatore Elettorico 50W 12V (versione GU5,3)



DROP





GENERAL INFORMATION

LEUCOS su reserves the right to modify at any time without notice the technical and aesthetic characteristics of the elements printed in this catalog.
The colours shown in the catalog are an indication only .
Regardless of the patent protection, designs and patterns produced by LEUCOS and reported in this catalog are protected by copyright.
The registered brands quoted in the catalog are the exclusive property of their respective owners.
All technical details referring to the Retrofit LED 'wattage' are an indication only.
Due to the ever-changing improvements of technology, Leucos reserves the right to update both the list of available products and their technical characteristics.
It is forbidden to reproduce any part of this catalog.
Edition June 2022.

INFORMAZIONI GENERALI

*LEUCOS su si riserva la facoltà di modificare in qualunque momento e senza preavviso le caratteristiche tecniche ed estetiche degli elementi illustrati nel presente catalogo.
I colori riprodotti nel catalogo sono indicativi.
Indipendentemente dalla tutela brevettuale, i disegni ed i modelli prodotti da LEUCOS e riportati in questo catalogo sono da considerarsi protetti da diritto di autore.
I marchi registrati in questo catalogo sono di esclusiva proprietà dei rispettivi proprietari
I dati tecnici "wattaggio" riferiti alla sorgente Retrofit LED sono puramente indicativi
Stante la continua evoluzione delle tecnologie, Leucos si riserva di aggiornare sia la lista dei prodotti disponibili che le caratteristiche tecniche degli stessi.
È vietata la riproduzione anche parziale di questo catalogo.
Edizione giugno 2022.*



LEUCOS

VIA DEL COMMERCIO, 22 ADDRESS

36060 ROMANO D'EZZELINO CITY

(VICENZA) ITALY STATE

+39 041 5741111 PHONE

INFO.IT@LEUCOS.COM EMAIL

LEUCOS USA INC.

11 MAYFIELD AVENUE ADDRESS

EDISON NEW JERSEY, 08837 CITY

UNITED STATES OF AMERICA STATE

001 732 225-0010 PHONE

INFO.US@LEUCOS.COM EMAIL

LEUCOS.COM ONLINE