
















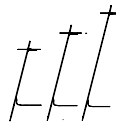







DOOR 2024 OUTDOOR 2024 OUTD



KARMAN
REPUBLIC

INDICE / INDEX

	ABACHINA	pag.	4		MOBY DICK	68
	AGUA		10		MOONY	70
	ALIBABIG		12		MOVIDA	76
	ATMOSPHERE		18		NILO	78
	BLACK OUT		26		PLANCTON	84
	CELL		28		POIS	86
	COBU		32		TOBIA	90
	DON'T TOUCH		36		ULULÌ ULULÀ	92
	GINGER		40		XANA	94
	GONZAGA		44			
	JACO		46			
	KIMONO		52			
	LADY D		56			
	LEDA		64			

ABACHINA

design edmondo testaguzza

Piccole sfere di vetro soffiato, ancorate alla struttura metallica a parallelepipedo, rimandano ad un'attività ludica e allo scorrere delle palline sul pallottoliere.

Little spheres of blown glass, secured to a rectangular metal frame, a reference to games, reminiscent of beads sliding along an abacus.

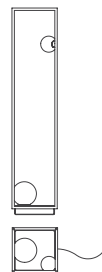


ABACHINA

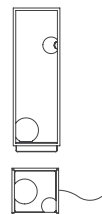
design
edmondo testaguzza

Struttura - alluminio opaco
Structure- matt aluminum
Diffusore - vetro bianco satinato
Shade - white frosted glass

HP291 N1 EXT (nero /black)
HP291 B1 EXT (bianco /white)
piantana/floor lamp
cm 22,5x22,5 h. 103
LED CC 350 mA, 10,6W
1368 lm, 3000K
IP55



HP291 N2 EXT (nero /black)
HP 291 B2 EXT (bianco /white)
piantana/floor lamp
cm 22,5x22,5 h. 70
LED CC 350 mA, 10,6W
1368 lm, 3000K
IP55



HP291 N3 INT (nero/black)
HP291 B3 INT (bianco/white)
piantana / floor lamp
cm 22,5x22,5 h. 103
LED CC 2,6W 360 lm,
rechargeable batteries 5V
3000K
IP55



HP 291 N4 INT (nero/black)
HP 291 B4 INT (bianco/white)
piantana / floor lamp
cm 22,5x22,5 h. 70
LED CC 2,6W 360 lm,
rechargeable batteries 5V
3000K
IP55



Accessorio - vassoio
Optional - tray

AC 291 N1 EXT (nero/black)
AC 291 B1 EXT (bianco/white)

Versioni disponibili:
APPLIQUE / PIANTANA TERRA / INDOOR
Available versions:
WALL LAMP / FLOOR LAMP / INDOOR

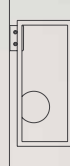


ABACHINA

design
edmondo testaguzza

Struttura - alluminio opaco
Structure - matt aluminum
Diffusore - vetro bianco satinato
Shade - white frosted glass

AP291 N1 EXT (nero/black)
AP291 B1 EXT (bianco/white)
applique
wall lamp
cm 14x16 h. 32
LED CC 350 mA, 3,2W
3000K
IP44





AGUA

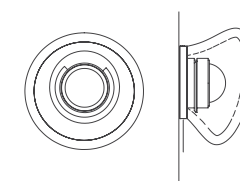
design matteo ugolini - edmondo testaguzza



Struttura in alluminio nero opaco
Structure in matt black aluminum
Diffusore in vetro
Shade in glass

AP290 T1 EXT (trasparente/transparent)
AP290 S1 EXT (acidato/frosted)

applique
wall lamp
cm 13 x 9
LED CC 350mA,
3,2W, 410 lm 3000K
IP44



Versioni disponibili:
APPLIQUE / TAVOLO / INDOOR

Available versions:
WALL LAMP / FLOOR LAMP / INDOOR

ALIBABIG

design matteo ugolini



Struttura in vetroresina.
Structure in fiberglass.



SE616V-EXT
sospensione
pendant
cm ø 50 h, 110
2 x max 15W E27
1700 lm, 4000K
IP65

Versioni disponibili: APPLIQUE / SOSPENSIONE /
PIANTANA TERRA / INDOOR
Available versions: WALL LAMP / PENDANT /
FLOOR LAMP / INDOOR



ALIBABIG

design
matteo ugolini



Struttura in vetroresina.
Structure in fiberglass.



SE617V-EXT

sospensione
pendant
cm ø 40 h. 110
2 x max 15W E27
1700 lm, 4000K
IP65

Versioni disponibili: APPLIQUE / SOSPENSIONE /
PIANTANA TERRA / INDOOR
*Available versions: WALL LAMP / PENDANT /
FLOOR LAMP / INDOOR*

ALIBABIG

design
matteo ugolini

Struttura in vetroresina.
Structure in fiberglass

H625V-EXT
piantana/applique
floor/wall lamp
cm 73x48 h. 130
4 x max 15W E27
1700 lm, 4000K
IP65



Versioni disponibili: APPLIQUE / SOSPENSIONE /
PIANTANA TERRA / INDOOR
Available versions: WALL LAMP / PENDANT /
FLOOR LAMP / INDOOR



Atmosphere

design matteo ugolini



ATMOSPHERE

design matteo ugolini

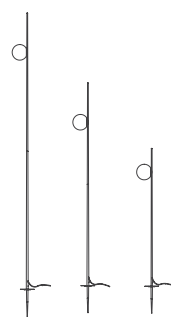
Struttura in fibra di vetro bianco opaco e sfera in PMMA
Structure in matt white glass fiber and PMMA sphere

HP302DBEXT
h 355 cm

HP302EBEXT
h 260 cm

HP302FBEXT
h 178 cm

1X MAX 18W E27
picchetto / stake
IP55


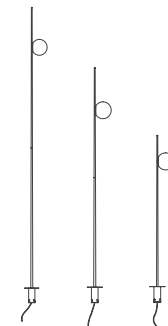


HP302GBEXT
h 355 cm

HP302HBEXT
h 260 cm

HP302LBEXT
h 178 cm

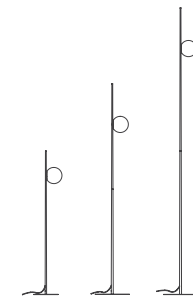
1X MAX 18W E27
attacco a terra
ground fastening
IP55





ATMOSPHERE

design
matteo ugolini



Struttura in fibra di vetro e sfera in PMMA, basamento in acciaio
structure in glass fiber, sphere in PMMA, steel basement

HP302ABEXT (bianco opaco/matt white)
HP302ANEXT (nero opaco/matt black)
h 355 cm Ø 40 cm

HP302BBEXT (bianco opaco/matt white)
HP302BNEXT (nero opaco/matt black)
h 260 cm Ø 40 cm

HP302CBEXT (bianco opaco/matt white)
HP302CNEXT (nero opaco/matt black)
h 178 cm Ø 30 cm

1X MAX 18W E27
IP55





ATMOSPHERE

design
matteo ugolini

ATMOSPHERE

design
matteo ugolini



ATMOSPHERE

design
matteo ugolini

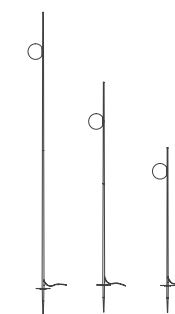
Struttura in fibra di vetro nero opaco e sfera in PMMA
Structure in matt black glass fiber and PMMA sphere

HP302DNEXT
h 355 cm

HP302ENEXT
h 260 cm

HP302FNEXT
h 178 cm

1X MAX 18W E27
picchetto / stake
IP55

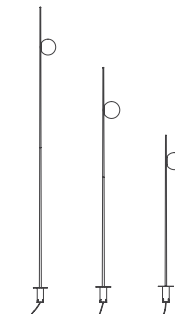


HP302GNEXT
h 355 cm

HP302HNEXT
h 260 cm

HP302LNEXT
h 178 cm

1X MAX 18W E27
attacco a terra /
ground fastening
IP55



BLACK OUT

design matteo ugolini

Struttura in filamento di vetroresina.
Structure in fiberglass.

SE101 1B EXT (bianco/white)
SE1011N EXT (nera opaca/matt black)
sospensione / pendant
cm ø 35 h. 40
1 x max 23W E27
IP65

SE101 2B EXT (bianco/white)
SE1012N EXT (nera opaca/matt black)
sospensione / pendant
cm ø 50 h. 60
1 x max 23W E27
IP65

HP101 2B EXT (bianco/white)
HP1012N EXT (nera opaca/matt black)
piantana / floor lamp
cm 60x180 ø 50
1 x max 23W E27
IP65

Versioni disponibili: SOSPENSIONE / PIANTANA TERRA / INDOOR
Available versions: PENDANT / FLOOR LAMP / INDOOR

CELL

design matteo ugolini



Struttura in acciaio inox, paralume in metacrilato (PMMA) bianco.
Structure in stainless steel, shade in white methacrylate (PMMA).



M615-EXT (bianco/white)
HP615 DM EXT (bronzo/bronze)
lampada da terra / floor lamp
cm ø 55 h. 88
1 x max 23W E27
IP65



M612-EXT (bianco/white)
CT612 AM EXT (bronzo/bronze)
lampada da terra / floor lamp
cm ø 57 h. 62
1 x max 23W E27
IP65



M613-EXT (bianco/white)
HP613 BM EXT (bronzo/bronze)
lampada da terra / floor lamp
cm ø 84 h. 89
1 x max 23W E27
IP65

Versioni disponibili:
SOSPENSIONE / PIANTANA TERRA / INDOOR
Available versions:
PENDANT / FLOOR LAMP / INDOOR

CELL

design
matteo ugolini

Struttura in acciaio inox, paralume in metacrilato (PMMA) bianco.
Structure in stainless steel, shade in white methacrylate (PMMA).



SE615-EXT (bianco/white)
SE615 DM EXT (bronzo/bronze)
sospensione / pendant
cm ø 55 h. 88
1 x max 23W E27
IP65



SE612-EXT (bianco/white)
SE612 AM EXT (bronzo/bronze)
sospensione / pendant
cm ø 57 h. 59
1 x max 23W E27
IP65



SE613-EXT (bianco/white)
SE613 BM EXT (bronzo/bronze)
sospensione / pendant
cm ø 84 h. 87
1 x max 23W E27
IP65

Versioni disponibili:
SOSPENSIONE / PIANTANA TERRA / INDOOR
Available versions:
PENDANT / FLOOR LAMP / INDOOR

COBU

design edmondo testaguzza



COBU

design edmondo testaguzza



Struttura in cemento
Structure in concrete

AP308AA EXT 3000 K
AP308AB EXT 2700 K

applique / wall lamp
9.5x9.5x9.5 cm
LED CC 350 mA,
2 x 3W, 373 lm
IP55




COBU
design edmondo testaguzza



DON'T TOUCH

design matteo ugolini

Struttura in tecnopolimero grigio opaco,
bacchette in PVC bianco opaco.
*Structure in matt grey techno-polymer, sticks in
matt white PVC.*



HP153CBEXT
HP153DBEXT
lampada da terra / floor lamp
Ø42 x h 108 cm
LED CC 700 mA,
20W, 2179 lm
IP65


Versioni disponibili: PIANTANA TERRA / INDOOR
Available versions: FLOOR LAMP / INDOOR

DON'T TOUCH

design
matteo ugolini



Struttura in tecnopolimero grigio opaco,
bacchette in PVC bianco opaco.
*Structure in matt grey techno-polymer, sticks in
matt white PVC.*



HP153CBEXT
HP153DBEXT
lampada da terra / floor lamp
Ø42 x h 108 cm
LED CC 700 mA,
20W, 2179 lm
IP65

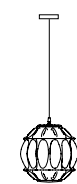
Versioni disponibili: PIANTANA TERRA / INDOOR
Available versions: FLOOR LAMP / INDOOR

GINGER

design edmondo testaguzza



Struttura in vetro trasparente.
Structure in clear glass.



SE116 2A EXT
(paglierino/pale yellow)
SE116 2F EXT (fumé/smoked)
sospensione / pendant
cm ø 27 h. 26
1 x max 52W E27
IP44



SE116 1A EXT
(paglierino/pale yellow)
SE116 1F EXT (fumé/smoked)
sospensione / pendant
cm ø 30 h. 20
1 x max 52W E27
IP44



SE116 3A EXT
(paglierino/pale yellow)
SE116 3F EXT (fumé/smoked)
sospensione / pendant
cm ø 30 h. 37
1 x max 52W E27
IP44



SE116 5A EXT
(paglierino/pale yellow)
SE116 5F EXT (fumé/smoked)
sospensione / pendant
cm ø 27 h. 26
1 x max 52W E27
IP44



SE116 4A EXT
(paglierino/pale yellow)
SE116 4F EXT (fumé/smoked)
sospensione / pendant
cm ø 30 h. 20
1 x max 52W E27
IP44



SE116 6A EXT
(paglierino/pale yellow)
SE116 6F EXT (fumé/smoked)
sospensione / pendant
cm ø 30 h. 37
1 x max 52W E27
IP44

Versioni disponibili: SOSPENSIONE / INDOOR
Available versions: PENDANT / INDOOR




Project: Arch. François Vieillecroze
Interior design: Jeanne Vieillecroze
Ph.: Wilfried Hamel-Raison (Luxury Vision Production)




GONZAGA

design debonademeo & matteo ugolini


Struttura in alluminio.
Structure in aluminium.




SE185 GD EXT (bianco/white)
SE185 GC EXT (nero/black)
SE185 DD EXT (ottone/brass)
sospensione / pendant
cm Ø42 h 8
LED 13W 1200 lumen
2700K CRI ≥ 80
IP65



SE185 FD EXT (bianco/white)
SE185 FC EXT (nero/black)
SE185 DC EXT (ottone/brass)
sospensione / pendant
cm Ø42 h 8
LED 13W 1200 lumen
3000K CRI ≥ 80
IP65



SE185 ED EXT (bianco/white)
SE 185 EC EXT (nero/black)
SE 185 CD EXT (ottone/brass)
sospensione / pendant
cm Ø59 h 8
LED 13W 1200 lumen
2700K CRI ≥ 80
IP65



SE185 BD EXT (bianco/white)
SE185 BC EXT (nero/black)
SE185 CC EXT (ottone/brass)
sospensione / pendant
cm Ø59 h 8
LED 13W 1200 lumen
3000K CRI ≥ 80
IP65

Versioni disponibili: SOSPENSIONE / INDOOR
Available versions: PENDANT / INDOOR

OUTDOOR

JACO

design edmondo testaguzza



Struttura in alluminio finitura mineral brown
Structure in mineral brown aluminium

piantana / floor lamp

HP313CM EXT
Ø5 h 90 cm
LED 1x2.9W 471 lm 3000K
IP65

Struttura in alluminio finitura mineral brown
Structure in mineral brown aluminium

piantana / floor lamp

HP313AM EXT
Ø5 h 30 cm
LED 1x2.9W 471 lm 3000K
IP65



JACO
design edmondo testaguzza



HP313AC EXT
Ø5 h 115 cm
LED 2x2.9W 471 lm 3000K
IP65

HP313DC EXT
Ø5 h 225 cm
LED 2x2.9W 471 lm 3000K
IP65

HP313AM EXT
Ø5 h 30 cm
LED 1x2.9W 471 lm 3000K
IP65



Struttura in alluminio finitura mineral brown
Structure in mineral brown aluminium

piantana / floor lamp

HP313BC EXT

Ø5 h 145 cm
LED 2x2.9W 471 lm 3000K
IP65

HP313BD EXT

Ø5 h 195 cm
LED 2x2.9W 471 lm 3000K
IP65

JACO
design edmondo testaguzza



KIMONO

design matteo ugolini



Struttura in vetroresina bianco.
Structure in white fiberglass.



SE636V-EXT
sospensione
pendant
cm ø 40 h. 85
1 x max 23W E27
IP65

Versioni disponibili: SOSPENSIONE / INDOOR
Available versions: PENDANT / INDOOR



KIMONO

design matteo ugolini

Struttura in vetroresina bianco.
Structure in white fiberglass.



SE635V-EXT

sospensione

pendant

cm ø 50 h. 70

1 x max 23W E27

IP65

Versioni disponibili: SOSPENSIONE / INDOOR
Available versions: PENDANT / INDOOR

LADY D

design matteo ugolini



LADY D
design
matteo ugolini



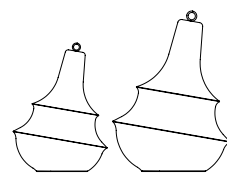


Struttura in vetroresina bianca opaca
Structure in matt white fiberglass

HP304PBEXT
cm Ø47 H66

HP304GBEXT
cm Ø65 H89

Lampada da terra / floor lamp
1x max 18W E27
IP55



Struttura in vetroresina bianca opaca
Structure in matt white fiberglass

SE304PBEXT
cm Ø48 H78

SE304GBEXT
cm Ø66 H107

sospensione/pendant
1x max 18W E27
IP55



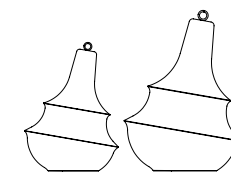
LADY D
design
matteo ugolini




Struttura in vetroresina bianca opaca
Structure in matt white fiberglass

HP304PBEXT
cm Ø47 H66

HP304GBEXT
cm Ø65 H89



Lampada da terra / floor lamp
1x max 18W E27
IP55



LADY D
design
matteo ugolini

Struttura - alluminio opaco
Structure - matt aluminum
Diffusore - silicone bianco opaco
Shade - matt white silicone

SE293 BN EXT (nero/black)
SE293 BO EXT (bronzo/bronze)
sospensione / pendant
cm 100x300 (max) Ø 2,3
LED 24V, 14,4W, 922 lm,
3000K
IP65

Versioni disponibili: SISTEMA / INDOOR
Available versions: SISTEMA / INDOOR

LEDA

design debonademeo



LEDA
design
debonademeo

Struttura - alluminio opaco
Structure - matt aluminum
Diffusore - silicone bianco opaco
Shade - matt white silicone

SE293 N1 EXT (nero/black)
SE293 O1 EXT (bronzo/bronze)
sospensione
pendant
cm 100x300 (max) Ø 2,3
LED 24V, 14,4W, 922 lm,
3000K
IP65


OUTDOOR

MOBY DICK


design matteo ugolini

Struttura in vetroresina, finitura esterna liscia, interna naturale.
Structure in fiberglass, smooth outer finishing, rough inner finishing.

SE646P-EXT

sospensione / pendant 
cm 83x30x h. 27
1 x max 20E E27
IP44

SE647G-EXT

sospensione / pendant 
cm 150x55x h. 55
1 x max 20E E27
IP44

Versioni disponibili: SOSPENSIONE / OUTDOOR
Available versions: PENDANT / OUTDOOR



MOONY

design

MARCANTONIO



MOONY

design marcantonio

Diffusore in PMMA satinato
basamento in cemento

*Diffuser in frosted PMMA
basement in concrete*

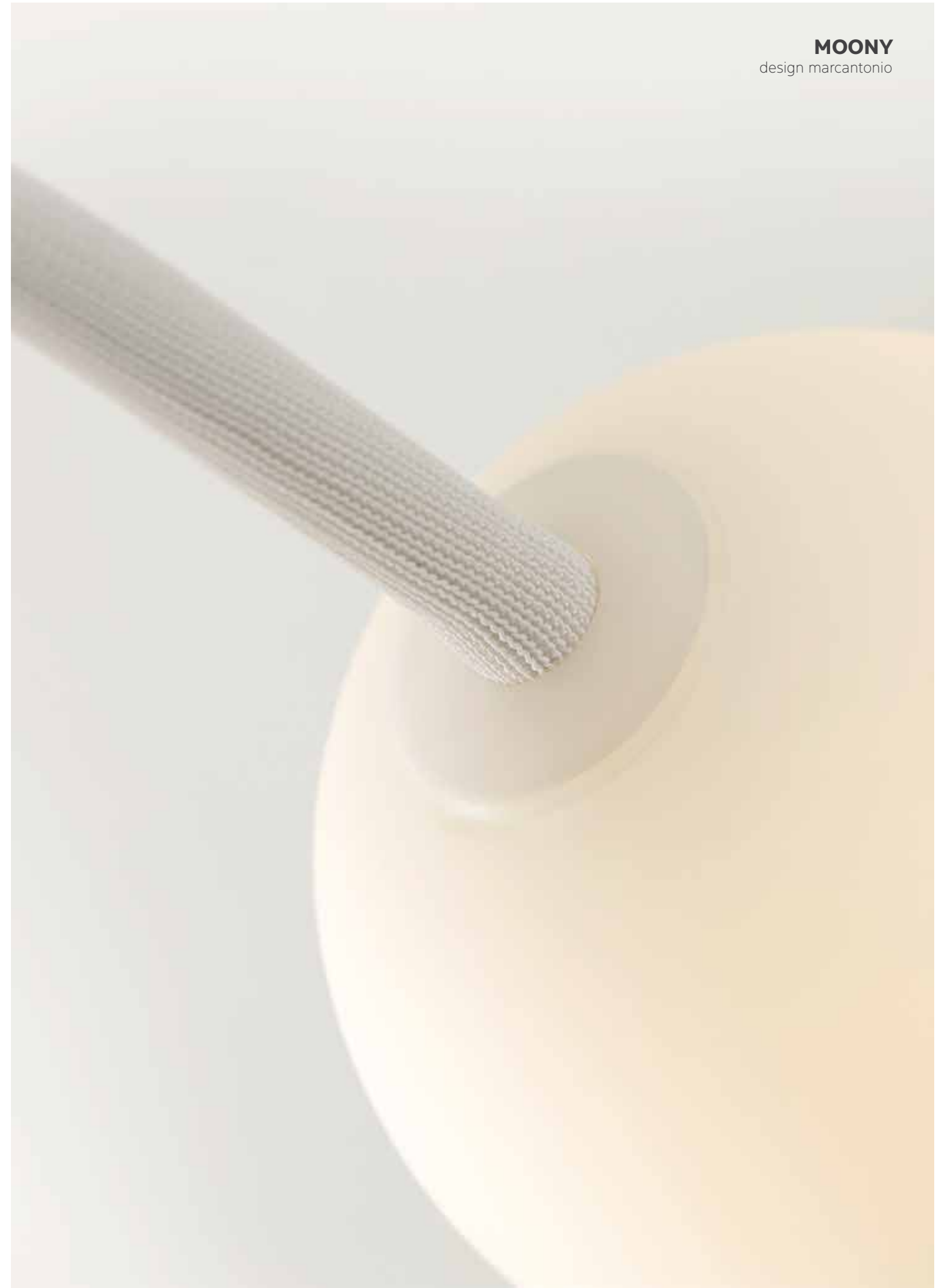


HP307AB EXT (h max 245 cm)

HP307BB EXT (h max 145 cm)

piantana / floor lamp
diffusore / diffuser Ø15 cm
h max 145 cm
E27 1x max 7W LED
IP55





MOONY
design marcantonio

MOONY

design marcantonio

Diffusore in PMMA satinato
basamento in cemento

*Diffuser in frosted PMMA
baseament in concrete*

HP307AB EXT (h max 245 cm)

HP307BB EXT (h max 145 cm)

piantana / floor lamp

diffusore / diffuser Ø15 cm

h max 145 cm

E27 1x max 7W LED

IP55



MOVIDA

design matteo ugolini &
edmondo testaguzza



Struttura in alluminio nero opaco.
Structure in matt black aluminum.



AP262 NR EXT (3000K)
AP262 NP EXT (2700K)
applique / wall lamp
cm Ø5,5 x 9,8 x h 14,5
led 2 x 3,2W 410 lumen
CRI≥90
IP55

Accessorio disco deflettore.
Deflector plate optional.



AC262 BN EXT
(alluminio bianco /
white aluminum)

Versioni disponibili: INDOOR
Available versions: INDOOR



N I



L O

Nilo

design matteo ugolini

Un caldo pomeriggio di mezza estate, Sassocorvaro uno dei tanti magici borghi italiani e il suo fiume. Risveglio di rumori, profumi, grida felici e di quelle spensierate giornate passate con gli amici a giocare tra lo scorrere dell'acqua e quelle buffe e tanto decorative piante acquatiche.

A warm mid-summer afternoon in Sassocorvaro – one of the many magical Italian villages – and its river. The awakening of sounds, scents, happy shouts and carefree days spent playing with friends, between the running water and those funny ornamental water plants.



NILO
design
matteo ugolini

Struttura in alluminio nero opaco e diffusore in resina bianco opaco.
Structure in matt black aluminium and shade in matt white resin.

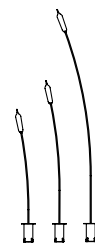
HP211DN EXT (118 cm)
HP211EN EXT (150 cm)
HP211FN EXT (220 cm)
piantana / floor lamp
3,2W 2700K
410 lumen, 350mA



picchetto / stake included 35 cm
IP65


Struttura in alluminio nero opaco e diffusore in resina bianco opaco.
Structure in matt black aluminium and shade in matt white resin.

HP211AN EXT (118 cm)
HP211BN EXT (150 cm)
HP211CN EXT (220 cm)
piantana / floor lamp
3,2W 2700K
410 lumen, 350mA



attacco a terra
ground fastening accessory
IP65

Versioni disponibili:
APPLIQUE / PIANTANA TERRA / INDOOR
Available versions:
WALL LAMP / FLOOR LAMP / INDOOR



NILO
design
matteo ugolini



Struttura in alluminio nero opaco
e diffusore in resina bianco opaco.
*Structure in matt black aluminium
and shade in matt white resin.*



AP211PN EXT
applique / wall lamp
cm 64 x 9
3,2W 2700K
410 lumen, 350mA
IP44



PLANCTON

design matteo ugolini

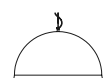


Struttura in vetroresina con bordi sfrangiati.
Structure in fiberglass with unfinished borders.

Versioni disponibili: SOSPENSIONE / INDOOR
Available versions: PENDANT / INDOOR



SE648/IPB-EXT
sospensione / pendant
cm ø 45 h. 25
1 x max 20W E27
IP44



SE649/1GB-EXT
sospensione / pendant
cm ø 75 h. 40
1 x max 20W E27
IP44



P O I S

design matteo ugolini

Struttura - alluminio nero opaco
Structure - matt black aluminum
Diffusore - resina bianca
Shade - white resin

HP292 AN EXT

piantana
floor lamp
cm h. 93
LED 3.2w, 410 lm,
3000K
IP65



HP292 BN EXT

piantana
floor lamp
cm h. 118
LED 3.2w, 410 lm,
3000K
IP65



HP292 CN EXT

piantana
floor lamp
cm h. 158
LED 3.2w, 410 lm,
3000K
IP65





POIS
design
matteo ugolini

Struttura - alluminio nero opaco
Structure - matt black aluminum
Diffusore - resina bianca
Shade - white resin

HP292 AN EXT
piantana
floor lamp
cm h. 93
LED 3.2w, 410 lm,
3000K
IP65



HP292 BN EXT
piantana
floor lamp
cm h. 118
LED 3.2w, 410 lm,
3000K
IP65



HP292 CN EXT
piantana
floor lamp
cm h. 158
LED 3.2w, 410 lm,
3000K
IP65



OUTDOOR

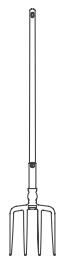
TOBIA

design matteo ugolini



Struttura in tecnopolimero bianco.
Structure in white techno-polymer.

Versioni disponibili: PIANTANA TERRA / INDOOR
Available versions: FLOOR LAMP / INDOOR



HP145 1F EXT
piantana
floor lamp
cm b.31 x p.8 x h.165
13W LED, 1430 lumen
3000K - IP65



HP145 2P EXT
piantana
floor lamp
cm b.31 x p.8 x h.165
13W LED, 1430 lumen
3000K - IP65



HP145 3R EXT
piantana
floor lamp
cm b.46 x p.12 x h.165
13W LED, 1430 lumen
3000K - IP65





ULULÌ ULULÀ

design matteo ugolini



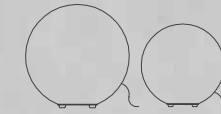
ULULÌ-ULULÀ

design matteo ugolini

Struttura in vetroresina bianca
Structure in white fiberglass

HP648SP EXT (Ø 45 cm)
E27 1x max 18W LED

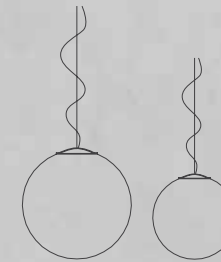
HP649SP EXT (Ø 75 cm)
E27 4x max 18W LED



lampada da terra / floor lamp
IP65

SE648SP EXT (Ø 45 cm)
E27 1x max 18W LED

SE649SP EXT (Ø 75 cm)
E27 4x max 18W LED



sospensione / pendant
IP65

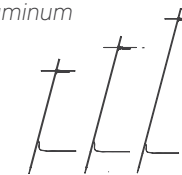
XANA

design edmondo testaguzza



Struttura in alluminio verde opaco
Structure in matt green aluminum

HP260 1V EXT (73 cm)
HP260 2V EXT (96 cm)
HP260 3V EXT (130 cm)
piantana / floor lamp



picchetto / stake included h33 cm
LED CC 350 mA, 7,4W
958 lm, 3000K
IP65

KARMAN
REPUBLIC

© KARMAN 2024

Fossombrone PU - Italy
phone +39 0721 715042 r.a.
www.karmanitalia.it

